

VIKAS BHARATI PUBLIC SCHOOL
PRE SCHOOL 1

Summer Holidays Homework

- Colour the given picture.



NAME

PRE SCHOOL 1 -

ROLL NO.



Dear Parent

Summer vacation brings a change and excitement for children. It gives you an opportunity to develop an everlasting bond and to spend your precious time with your kids.

To make your child more independent and healthy, kindly encourage your child to :-

1. Feel the energy filled rays of the rising sun and thank Lord for the beautiful morning.
2. Smell the flowers around you, hear the chirping birds and feel the morning dew.
3. Move your body, exercise a little to have an energy filled day.
4. Get healthy by eating lots of fruits and salads. Also learn the names of fruits and vegetables you eat.
5. Drink plenty of water and juices.
6. Learn to use the following phrases - Excuse me, Sorry, May I help you, Good morning/afternoon, Good night.
7. Learn to be self-dependent. Learn to dress up on your own, to comb your hair, to button and unbutton your shirt etc.
8. Keep the germs away. Wash your hands before and after every meal.
9. Make your teeth strong by brushing in the morning and at night before sleeping.
10. Bed time is special. Ask your mom/dad to read a story every night and give you a warm hug before you go to sleep.

Happy Holidays

Incharge

NOTE:

- Summer vacations - 16 May, 2026 (Saturday) to 30 June, 2026 (Tuesday)
- Last working Day - 15 May, 2026 (Friday)
School reopens - 1 July, 2026 (Wednesday)
- Kindly submit the Holidays Homework along with all the books given by 3 July, 2026 (Friday).





Practice Work to be Done

- **Lines and Pattern book**
For improving fine motor and tracing skills, children are requested to complete pages " 20–27" of "Lines and Patterns Book" during the summer holidays.
- **My Picture book and Ev.S book**
For revising and strengthening recognition skills, we are sending " My Picture Book " and "Ev.S Book". This activity will help them to connect words with pictures, improve observation, and reinforce concepts learned in the class.

Fun With Paper Craft

Art and *craft activities* give kids a sense of achievement and allow them to take pride in their *work* which builds confidence, creativity and expression. Spare out some time for fulfilled paper activity with your kid and be a part of their creative journey. We are sharing an image for your reference and you can use your creativity to make your project beautiful according to the roll number.

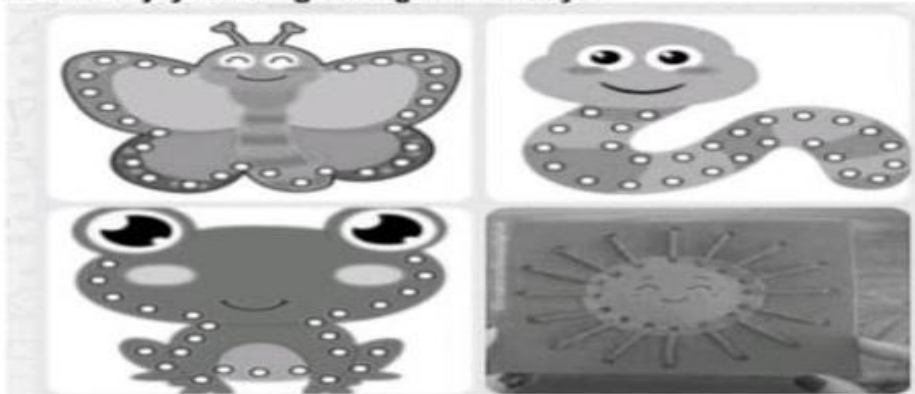
- **Paper Punches (Roll No-1-26)**

Each child has been allotted a letter of the alphabet according to their roll number (Roll No. 1–26 → A–Z). Children are requested to make paper punches or cut-outs of a picture related to their allotted letter and paste them neatly on A4-sized cardboard.

For example:

- Roll No. 1 → A → Apple
- Roll No. 2 → B → Ball
- Roll No. 3 → C → Cat
- Roll No. 4 → D → Dog
- ...and so on till Roll No 26.

A video demonstration link and image has be shared. (<https://pin.it/22qWEVX7f>)
Children are free to use their creativity. This activity will help them connect letters with objects and enjoy learning during the holidays.



- **Number Dominoes (Roll No. 27-32)**

Each child has been allotted two numbers (Roll Nos. 27–32 → Numbers 1–10).

Children are requested to prepare a Number Domino as follows:

- Take an A4-size thick cardboard.
- Paste any coloured sheet on it.
- Create domino cards showing the allotted numbers (refer to the example shared).
- Decorate creatively to make the domino attractive.

Numbers according to Roll numbers are given below:

- Roll No. 27 → Numbers 1 & 2
- Roll No. 28 → Numbers 3 & 4
- Roll No. 29 → Numbers 5 & 6
- Roll No. 30 → Numbers 7 & 8
- Roll No. 31 → Numbers 9 & 10
- Roll No. 32 → Selfie Frame using shapes (A3 size)



Be An Eco Explorer

Let's enjoy fun and creative learning! All children will prepare a craft according to their roll numbers:

- Roll Nos. 1–5 → Sense organs using paper plates (<https://pin.it/4SRaHnnz9>)
- Roll Nos. 6–10 → Paper plate pet animals (<https://pin.it/3W0yT28lw>)
- Roll Nos. 11–15 → Paper plate farm animals (<https://pin.it/3W0yT28lw>)
- Roll Nos. 16–20 → Paper plate wild animals (<https://pin.it/3W0yT28lw>)
- Roll Nos. 21–25 → Sense of touch using hand sticks (<https://pin.it/5jQYJexdP>)
- Roll Nos. 26–32 → Vegetable basket craft (<https://pin.it/6udg7F8S2>)

This activity will help children explore nature, recognize everyday objects, and express creativity through simple craft work.

- Colour the Mermaid and Her Ocean Friends.



PS1-A

- Come, Let's Fill Colours in the Happy Clown.



- "Baa Baa Black Sheep, have you any wool?"
Come, let's paste cotton on the sheep and colour the picture




PS1-B

- "Hop, hop Bunny with balloons so bright,
Let's print with lady fingers on the balloons — what a delight!"



- Fish in the blue sea,
Let's colour and explore happily.



- "Teddy in the aeroplane, up in the sky,
Let's colour and enjoy as clouds go by!"



PS1-C

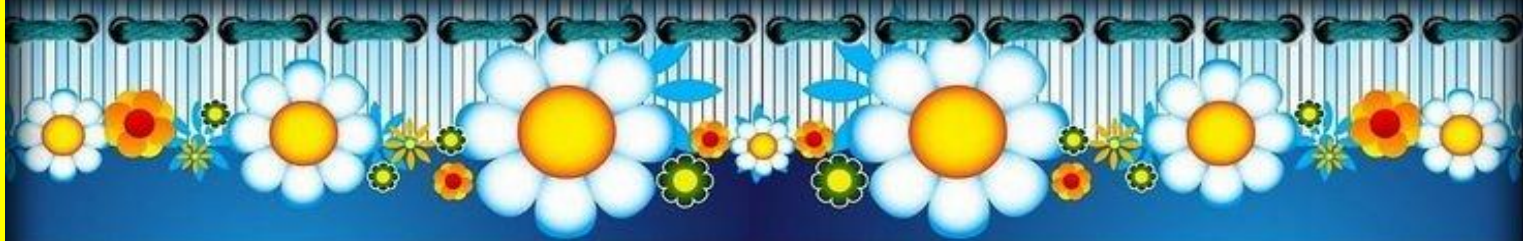
- Dino the dinosaur loves to play,
Colour him bright and make your day!



PS1-C


- Hello Mr Bunny Rabbit, we're here today,
To colour with you and laugh as we play!"





PS1-C

- Flowers shining in the garden fair,
Paste the bindis with love and care!






PS1-D

- Little Mrs Pussy, smiling bright,
Let's do colouring with joy and delight!



- Aeroplane, aeroplane flying so high,
Colour it bright as it zooms through the sky!



PS1-D

- Umbrella bright on a rainy day,
Let's do Finger printing - hip hip hooray!"



PS1-E

- Strawberry house, oh what a sight,
Let's colour and make it bright!"




PS1-E

- Ding-dong-ding, dinosaur so sweet,
Enjoying ice cream — colour this treat!"



PS1-E

- "Pineapple so tasty, fresh and bright,
Tear and paste paper — what a delight!"




PS1-F

- "Lion the king, strong and bright, Colour him with all your might."



PS1-F

- Dolphin, dolphin gentle and free,
Let's colour with joy by the deep blue sea!"



PS1-F

- Mushroom hut, cosy and small,
Let's do earbud printin and joy for all!"





Happy
Summer
Holidays.