

VIKAS BHARATI PUBLIC SCHOOL
PRE- SCHOOL (SYLLABUS)

OBJECTIVES:-

1. To work for the overall development & growth of the child.
2. To get the child familiar with the world around him/her.
3. To develop the requisite behaviour, attitude & values in the child.
4. To enhance the child's comprehension of simple spoken English.
5. To develop oral fluency in the language by speaking & listening activities.
6. To acquaint the child with daily life mathematics.
7. To develop the problem solving & study skills in the child.
8. To make the child creative and imaginative.
9. To help him to recognize letters, numbers, colours, shapes etc.

EVALUATION

1. No formal tests will be conducted during the session.
2. Student's performance will be assessed continuously through the worksheets, orals & work done in the class.
3. The assessment is made in the form of grades.
4. The evaluation includes assessment of the overall development of the child.

GENERAL INSTRUCTIONS

1. An activity based teaching and learning process is strictly followed to ensure zero stress level and maximum learning experience.
2. Our teaching learning process is a storehouse of fun, frolic & knowledge that prepares a child for a smooth transition from Pre-school to formal school.
3. Our curriculum provides comprehensive introduction to pre-reading, pre-writing & number skills, language development & cognitive awareness for each level. (1)

4. Age appropriate activities are performed in the class for developing:-

- Analytical reasoning
- Sequential thinking
- Problem solving
- Eye & hand co-ordination
- Concentration Ability
- Recognition Ability

5. Topics covered every month will be supplemented with Presentations through Smart Class.

6. Maintain regular communication with the class teacher through the link book. Make it a point to attend all the PTMs.

7. All subjects, except Hindi will be taught in English. It will be helpful if English conversation is encouraged at home.

8. Above all, daily spend some quality time with your child to instill the want to read and learn more.

* This planner will be followed as a guideline and a fair amount of changes will be made from time to time as demanded by the environment and the emerging situations in the classroom.

FORMATION SHEET

Numbers 1-20

	<u>I</u>	<u>O</u>		<u>I</u>	<u>O</u>			
		1		1	1			
		2		1	2			
		3		1	3			
		4		1	4			
		5		1	5			
		6		1	6			
		7		1	7			
		8		1	8			
		9		1	9			
	1	0		2	0			

FORMATION SHEET

Capital A-Z

A B C D
E F G H
I J K L
M N O P
Q R S T
U V W X
Y Z.

ENGLISH

Books: 1. START WITH ALPHABET

2. START WITH PATTERNS

3. MY FIRST ALPHABET CAPITAL LETTERS

APRIL/ MAY

- Pre writing strokes and curves
- Patterns: Standing, Sleeping, Slanting lines
- Recognition of capital & print letters: L, T, I
- Conversation: Usage of Magic Words
(Please, Sorry, Thank You, Excuse Me),
How are you feeling today?

JULY

- Patterns: Standing, Sleeping, Slanting lines
- Recognition of capital & print letters: L, T, I, F, E
- Writing of capital letters: L, T, I, F, E
- Conversation: Myself, Greetings- Good morning,
goodbye etc.

AUGUST

- Patterns: Zig zag lines, Slanting lines
- Recognition of capital & print letters: H, A, N, M, V, W
- Writing of capital letters: H, A, N, M, V, W
- Conversation: My school, Days of the week

SEPTEMBER

- Patterns: Curves and waves (5)

- Recognition of capital & print letters: Y, X, Z, K, O
- Writing of capital letters: Y, X, Z, K, O
- Conversation: Usage of He / She, Usage of It

OCTOBER

- Recognition of capital & print letters: Q, C, G
- Writing of capital letters: Q, C, G
- Conversation: Months of the year, Action words

NOVEMBER

- Recognition of capital & print letters: D, B, P
- Writing of capital letters: D, B, P
- Conversation: Jungle Scene , Festivals

DECEMBER

- Recognition of capital & print letters: R, U, J, S
- Writing of capital letters: R, U, J, S
- Sequence: A – Z (writing)
- Conversation: Weather - How is the weather?

Usage of May I.

JANUARY

- Sequence: A – Z (writing)
- Conversation: Usage of This/ That (6)

- Patterns: Cursive ocean waves, Thread, Roller coaster
- Story Narration

FEBRUARY

- Sequence A – Z (writing)
 - Revision of syllabus done so far.
-
- **Capital letters will be taken up for writing practice and print script only for reading practice.**
 - **Two rhymes will be taken up in the class every month.**

HINDI

Book: अक्षर ज्ञान

APRIL – MAY

- व्यंजन पहचान— क, ख, ग, घ, ङ

JULY

- व्यंजन पहचान— च, छ, ज, झ, ञ

AUGUST

- व्यंजन पहचान— ट, ठ, ड, ढ, ण

SEPTEMBER

- व्यंजन पहचान— त, थ, द, ध, न

OCTOBER

- व्यंजन पहचान— प, फ, ब

NOVEMBER

- व्यंजन पहचान— भ, म, य, र

DECEMBER


- व्यंजन पहचान— ल, व, श, ष, स, ह
- कहानी कथन

JANUARY

- व्यंजन पहचान— सभी व्यंजनों की पुनरावृत्ति
- कहानी कथन



फ से



FEBRUARY

- सभी व्यंजनों की पुनरावृत्ति
- दो कविताएँ प्रतिमाह कक्षा में करवाई जाएगी

क ख ग घ ङ
च छ ज झ ञ
ट ठ ड ढ ण (ड़, ढ़)
त थ द ध न
प फ ब भ म
य र ल व
श ष स ह
क्ष त्र ज्ञ



MATHS

Book: MATH WITH MAXI

APRIL - MAY

- Oral Counting: 1-5
- Counting of Objects: 1-5
- Concept: Big / Small
- Shape: Circle
- Patterns: Standing lines, sleeping lines & Introduction to curves
- Recognition of Numbers: 1, 2
- Writing of Number: 1



JULY

- Oral Counting: 1-10
- Counting of Objects: 1-10
- Shape: Square
- Concept: Long / Short
- Patterns: Curves, slanting lines
- Recognition and writing of Numbers: 2, 3



AUGUST

- Oral Counting: 1-15
- Shape: Rectangle
- Recognition and writing of Numbers: 4, 5, 6 (10)

- Sequence writing:1-5

SEPTEMBER

- Oral Counting: 1-20
- Recognition and writing of Numbers: 7, 8, 9, 10
- Shape: Triangle
- Concept: Tall / Short

OCTOBER

- Oral Counting: 1-25
- Sequence writing:1-10
- Recognition and writing of Numbers: 11,12,13

NOVEMBER

- Oral Counting: 1-30
- Recognition and writing of Numbers: 14, 15,16
- Sequence writing:1-15

DECEMBER

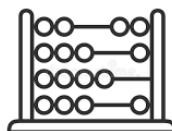
- Oral Counting: 1-40
- Concept: Heavy / light
- Recognition and writing of Numbers: 17, 18, 19

JANUARY

- Oral Counting: 1-50
- Recognition and writing of Number: 20
- Sequence writing 1-20

FEBRUARY

- Oral Counting: 1-50
- Revision of entire syllabus



*** Book pages 9 to 14 will not be included in the syllabus.**

E.V.S

Books: 1. VISTA WORD BOOK

2. EVS Activity Folder

APRIL - MAY

- Myself
- Parts of the body
- Summer Season
- Colours

Activities:

- World Health day – First Aid Kit
- International Mother Earth Day- Nature Art
- Myself- Face hand out
- Parts of the body – Mirror activity
- Sunvisor making (Summer Season)

JULY

- Good Habits
- Healthy/ Junk Food
- Fruits
- Rainy Season

Activities:

- Self Care Day- Learning by doing
- Nutrition Day- Fruit Chime making
- Activity & Presentation on healthy/junk food & Good Habits

- Dress up party (fruits)
- Rainy season – Rainbow loops (group activity)
- Free hand drawing- Fruits

AUGUST

- Vegetables
- Independence Day
- My Family
- My School
- Classroom Articles



Activities:

- Dance party with veggies (Crown making)
- Slide show & Badge making on Independence Day
- Workshop – Me & My Family
- School Visit
- Free hand drawing – Flag, Vegetables

SEPTEMBER

- Means of Transport (Land, Water, Air)
- Animals (Domestic, Wild)

Activities:

- Cleanliness drive on Swachh Bharat Abhiyan
- Display of vehicles & Animals
- Free hand drawing- Means of transport, Animals

OCTOBER

- Gandhi Jayanti
- Water Animals
- My Home (Rooms & Articles)



Activities:

- Teacher's Presentation on World Food Day
- Gandhi Jayanti – Presentation
- Free hand drawing- Gandhiji, Water animals

NOVEMBER

- Children's Day
- Safety Habits & Good Manners
- Winter Season

Activities:

- Workshop – Winter season
- Teacher's presentation on safety habits and manners.

DECEMBER

- Our Helpers
- Common Birds
- Common Insects
- Indoor/ Outdoor games (Oral)

Activities:

- Workshop – Our Helper
- Free hand drawing– Common Birds & Insects (15)

JANUARY

- Republic Day (National Symbols)
- Common Flowers
- Spring season

Activities:

- Slide show & Dove Making – Republic Day
- Free Hand Drawing-National Symbols & Flowers
- Flower Basket



FEBRUARY

- Revision of entire syllabus

NOTE: Questionnaire given in the book will be taken up and revised.

ART

Books:1. CREATIVE ART A

2. ART MASTER A

APRIL - MAY

- Scribbling in open space (Red, Yellow, Blue)
- Colours: Colour mixing activity
- Clay Modelling: Ball, Snake, Sun
- Baisakhi: Teacher's Presentation
- Labour's Day Activity: Related activity
- Mother's Day Activity: Necklace making
- Father's Day Activity: Craft activity

JULY

- Van Mahotsav- Related activity
- World Paper Bag Day – Related activity
- Clay Modelling: Caterpillar, Mushroom
- Free Hand Drawing: Sun, Umbrella, Clouds

AUGUST

- Friendship Day – Related activity
- Raksha Bandhan: Paper Craft (Rakhi)
- Clay Modelling: Lotus, Hockey
- Janamashtmi: Craft activity

(17)

- Ganesh Chaturthi – Craft activity
- Free Hand Drawing – Butterfly, Flower

SEPTEMBER

- Teacher's Day: Card making
- Onam: Colouring sheet
- Clay Modelling: Vegetables, Butterfly
- Free Hand Drawing: Boy, Girl, Hut
- Grandparent's Day: Related activity
- Durga Puja: Worksheet

OCTOBER

- Dussehra – Group activity (Paper craft)
- World Smile Day: Eye mask
- Clay Modelling: Bow & Arrow, Diya, candle
- Deepawali – Diya craft
- Free Hand Drawing: Scenery

NOVEMBER

- Gurupurab: Colouring worksheet
- Clay Modelling: Water animals
- Children's Day: Colouring sheet
- Free Hand Drawing: Underwater world

DECEMBER

- Origami: Fox
- Clay Modelling: Snowman, Christmas tree
- Free Hand Drawing: Garden scene, winter season
- Christmas: Paper Craft (X mas tree)

JANUARY

- Origami: Fish
- Lohri: Free hand drawing
- Clay Modelling: Rose, Swan
- Basant Panchami: Colouring sheet

FEBRUARY

- Revision of Garden scene & Underwater world

LIFE SKILLS

Personality Development

a) **About yourself** – Name, age, class, birthday, parent's name, school name, best friend, favourite dish, favourite colour, programme, cartoon, movie.

Objective – To enable the child to speak 5-8 lines on himself/herself.

Activities

- ❖ Collecting picture of favourite cartoon character and favourite toy.

b) **Self management/ Personal hygiene**

- ❖ To fold handkerchief
- ❖ To eat with a fork and a spoon
- ❖ To wash hands before and after every meal
- ❖ To trim nails every week
- ❖ To wear his/her shoes

Objective – To make the child independent

Activities

- ❖ Folding handkerchief
- ❖ Making personal hygiene kit
- ❖ Use of a fork and a spoon


Building moral values

Inculcating qualities like discipline, honesty, politeness, helping, sharing and keeping environment clean.

Objective – To develop good values and right attitude in the child.

Activities

- ❖ Story dramatization
- ❖ Puppet show
- ❖ PPT Presentations
- ❖ Teacher's presentations



Social values

Respect and love for family, friends, school and animals.

Objective – To make the child a good human being by knowing about social values.

Activities

- ❖ Story dramatization
- ❖ Puppet Show
- ❖ Role Play
- ❖ Activities for family members

JUDGEMENT CRITERION

Judgement criterion for the competitions are as follows:-

1) Fancy Dress Competition

- Theme, costume, confidence, overall presentation

2) Solo Dance Competition

- Costume, stage coverage, gestures, overall presentation.

3) Hindi Rhyme Recitation Competition

- Confidence, content, expressions, overall presentation.

4) Colouring Competition

- Colouring strokes, neatness, colour combination, overall presentation.

5) English Rhyme Recitation Competition

- Confidence, content, expressions, overall presentation.

6) Paper Tearing & Pasting Competition

- Neatness, overall presentation.