

# Summer Holidays Homework

PRE PRIMARY

NAME .....

CLASS & SECTION .....



Dear little angels,  
*Rise & shine! Summer holidays are here, Full of magic, wonder & plenty of cheer.*

**To stay happy & strong throughout the day:**

Eat green vegetables & juicy fruits, Drink plenty of water to stay hydrated and cool  
Run & play – Exercise every day, Wash your hands before & after every meal, Brush your teeth for healthy feel.

- Summer vacations- 16 May, 2026 (Saturday) to 30 June 2026 (Tuesday).
- Last working day will be 15 May, 2026 (Friday).
- School reopens on 1 July, 2026 (Wednesday).
- Homework submission (worksheets, activities and books) on 3 July, 2026 (Friday).
- Keep English, Hindi, Maths, EVS. Books safely and send them back to school on the reopening day.

**WORK TO BE DONE IN PRACTICE NOTEBOOK**

Dear parent

Kindly make your ward practice the written work in the 3 in 1 notebook.

**ENGLISH**

Writing of cursive letters (c, a, o, d, g, q) thrice on separate page.

Revise sight words, rhymes and stories.

Link for stories :- <https://youtube.com/watch?v=IOAOKmlelpM&feature=shared>

Kindly check your child's class and roll number for the distribution of activity to be done.

Pre Primary A- at sound words (roll no. 1-8), am sound words (roll no.9- 16), an sound words (roll no. 17-25)

Pre Primary B- ad sound word (roll no.1-8), et sound word (roll no.9-16), ed sound words (roll no.17-25)

Pre Primary C- id sound words (roll no.1-8), it sound words (roll no 9-16), in sound words (roll no 17-25)

Pre Primary C- ig sound words (roll no 1-8), ip sound words (roll no 9-16), ot sound words (roll no 17-25)

Pre Primary D- oj sound words (roll no 1-8), og sound words (roll no 9-16), oy sound words (roll no 17-25)

Pre Primary F- ut sound words (roll no 1-8), un sound words (roll no 9-16), ug sound words (roll no 17-25)

Pre Primary G- ud sound words (roll no 1-8), ap sound words (roll no 9-16), op sound words (roll no 17-25)


Note- Link of activity for your reference - <https://pin.it/5RITp2wfc>

**EVS**

**Instructions: Activity to be done by Roll no. 26- 33 of all the sections.**

Encourage your child to make a creative collage on an A4/A3 sheet or chart paper.

The theme can be anything simple like Nature, my home, animals, transport, and healthy food. By using waste or old materials available at home such as newspaper, magazines, gift wraps, fabric pieces, bottle caps, dry leaves, buttons etc. Please mention the child's name & class.



## ART & ACTIVITY

Paper craft activity to be done by (Roll no. 34-40) of all the sections.

Class wise link for reference

Pre Primary – A <https://pin.it/6COda2Cr>

Pre Primary – B <https://pin.it/5x9FPQoWj>

Pre Primary – C <https://pin.it/MXJ5L7JMJ>

Pre Primary – D <https://pin.it/6J8KlbdU4>

Pre Primary – E <https://pin.it/43BoriyD6>

Pre Primary – F <https://pin.it/6pQryx6rO>

Pre Primary – G <https://pin.it/1iu9uqP7z>

## MATHS

Write 1-50 sequence counting (5 times) in 3 in 1 notebook.

Paste pictures related to shapes ( ○ △ □ ) in 3 in 1 notebook.

Page number – 20,21,22,23,24,50,51 to be done in Maths book.

## हिंदी

सभी किये गए स्वरों व व्यंजनों ( व, ब, क, ग, म, न, प, अ, आ ) का मौखिक व लिखित अभ्यास ( प्रत्येक स्वर व व्यंजन अलग पृष्ठ पर तीन बार करें )

दो अक्षर शब्दों, कविताओं एवं कहानियों का मौखिक अभ्यास करें।

कहानियों के लिंक

<https://youtu.be/npTExz1cv8o?feature=shared>

<https://youtu.be/ZcDkVNTFf2w?feature=shared>

बच्चों के रोल नंबर के अनुसार व्यंजनों एवं स्वरों के (A4 size) फ्लैश कार्ड बनाएं और फूल की पत्तियों पर उनसे सम्बंधित चित्र चिपकायें



रोल नंबर के अनुसार

1 क	2 ख	3 ग	4 घ	5 इ, ई	6 च	7 छ	8 ज	9 झ	10 उ, ऊ
11 ट	12 ठ	13 ड	14 ढ	15 अ, आ	16 त	17 थ	18 द	19 ध	20 न
21 प	22 फ	23 ब	24 भ	25 म	26 य	27 र	28 ल	29 व	30 श
31 ष	32 स	33 ह	34 क्ष	35 त्र	36 ज्ञ	37 ए, ऐ	38 ओ, औ	39 ऋ	40 अ, आ












Happy Holidays



# ENGLISH WORKSHEET


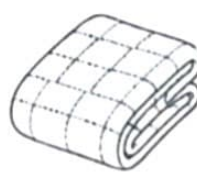

Look at the pictures and write the first letter.  
(cursive small letter)

Letters to use: *c, a, o, d, g, q*

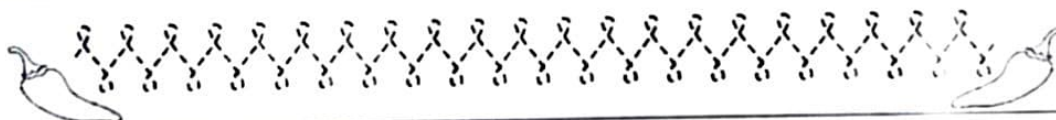



Beginning letter worksheet

Look at the letter on the left and colour the pictures that begin with that letter.



Trace and learn



Pattern fun



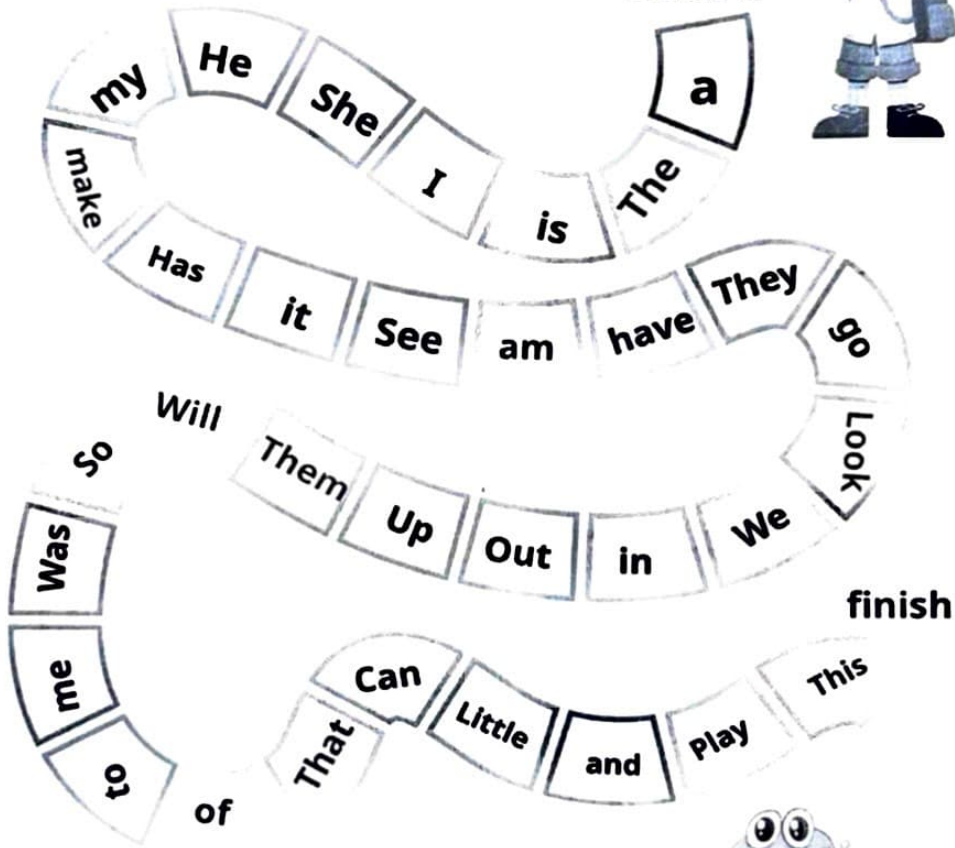
Read and learn




# Sight Words



Start









finish





# हिन्दी

चित्र देख कर सही अक्षर लिखो।

 <input type="text"/>	 <input type="text"/>	 <input type="text"/>
 <input type="text"/>	 <input type="text"/>	 <input type="text"/>

चित्र बनाओ और रंग भरओ।

अ	म
न	प





पढ़ो और चित्र बनाओ

आम

वन

कप

आठ

आग

पग

मिलान करो।



न

प

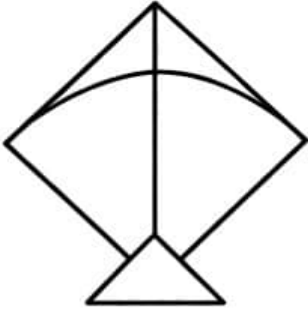
ग

अ


म

अक्षर पहकर सही चित्र में रंग भरो।

प




म



न



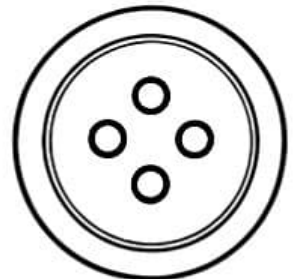

अ



क



ब



आओ दो अक्षर वाले शब्द सीखें।

क + ब = कब

व + न = वन

अ + ब = अब

आ + ठ = आठ

प + क = पक

आ + म = आम

आ + ग = आग

ब + न = बन

न + ग = नग

क + प = कप

म + न = मन

प + ग = पग

न + म = नम

न + व = नव

क + र = कर

क + म = कम



12.










# MATHS


- Count the pictures and write the number in the box:




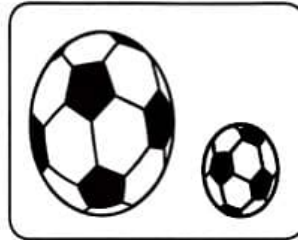


- Count and match with the correct number:

	•	•	<b>3</b>
	•	•	<b>5</b>
	•	•	<b>2</b>
	•	•	<b>4</b>
	•	•	<b>1</b>



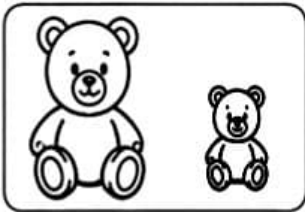





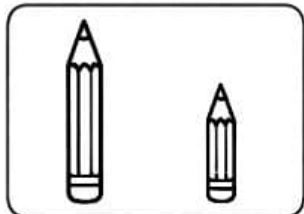

• Colour the Big objects:



• Circle the Small objects:



• Tick the Tall objects and cross the Short ones:

Draw one Big and Small Ball

Draw one Tall and Short Tree



2



7



• Write the missing numbers:



1

2

4

6

8

10



12

14

16

18

20



21

23

25

27

29



32

34

36

38

40



41

43

45

47

49

50

# EVS

Tick ✓ for Good Habit and  
x for Bad Habit



**I SPY:**

# **GOOD CHOICES**

Directions: find & colour the good choices.




**Sitting Nicely**



**Kicking**



**Biting**



**hiding**



**Walking**



**Yelling**



**Sitting  
Criss Cross**



**Sharing**



**Cleaning Up**



**Pushing**



**Being Kind**



**Playing Nicely**



**Raising Your Hand**



**Running**

# KIND OR UNKIND

Colour the kind, friendly or helpful actions  
Cross off the unkind, mean or rude actions.





A B C



# SUMMER CLOTHING


Colour the clothing you would wear in the summer.




Colour the given picture beautifully.




Do ladyfinger printing in the given picture and make it beautiful.




Do paper tearing and pasting in the given picture.



Colour the given picture.




Do finger printing & colour the background beautifully .




Colour the given picture beautifully.



Join the dots & colour the picture beautifully.




Colour the given picture beautifully.




Do earbud printing in the given picture and make it beautiful.




Colour the picture beautifully.



Colour the given picture.



Do thumb printing in the given picture.



• Colour the picture according to the given shapes:



○ circle - red

□ square - brown

▭ rectangle - blue

◐ half circle - green

△ triangle - orange

◌ oval - purple

Colour the fruits in their natural colours.

