


VIKAS BHARATI PUBLIC SCHOOL
SEC:24 ,ROHINI , NEW DELHI :110085

PRE PRIMARY **Summer Holidays Homework**

Summer is a time for fun, to jump and play in the sun .
Shells, sandals and seashore,
Sprinklers, picnics and so much more. ..



NAME :.....

CLASS:.....



Dear Sweet Angels

Follow these simple, fun filled activities to cherish each moment of the day:-

1. Feel the energy filled rays of the rising sun and thank Lord for the beautiful morning.
2. Smell the flowers around you, hear the chirping birds and feel the morning dew.
3. Move your body, exercise a little to have an energy filled day.
4. Get healthy by eating lots of fruits and salads. Also learn the names of fruits and vegetables you eat.
5. Drink plenty of water and juices.
6. Learn to use the following phrases - Excuse me, Sorry, May I help you, Good morning/afternoon, Good night.
7. Learn to be self-dependent. Learn to dress up on your own, to comb your hair, to button and unbutton your shirt etc.
8. Keep the germs away. Wash your hands before and after every meal.
9. Make your teeth strong by brushing in the morning and at night before sleeping.
10. Bed time is special. Ask your mom/dad to read a story every night and give you a warm hug before you go to sleep.

Incharge

HAPPY HOLIDAYS

NOTE

- Summer vacations – 17 May, 2025 (Saturday) to 30 June, 2025 (Monday)

Last working Day – 16 May, 2025 (Friday)

- School reopens – 1 July, 2025 (Tuesday)
- Kindly submit the Holidays Homework along with all the books given by 3 July, 2025 (Thursday)

Work to be done in Practice notebook

Dear Parents

Kindly make your ward practice the following in 3 in one notebook:-

- English- Writing of cursive letters 'c,e,a,o,i,e,u,v,w' (2 times each letter)
Writing of Capital (A-Z) – 5 times
- Recognition of print letters 'a-z'.
- Hindi- Writing of स्वर (अ , आ) व्यंजन (व, ब, क, ग, म, न, प)
(2 times each vyanjan)
- Maths- Sequence writing '1-40' – (5 times)

Work to be done in Maths book

- Complete the following pages of Maths book:Pages- 26,32,35,37,108

Flash Cards

Make English(small letters a to z) and Hindi vyanjan flashcards according to the first Letter of your wards name. Pictures will be shared in the class group. Take out print of the same and paste it on the hardboard with ice cream stick at the back so that child can hold it .



| Name Of the child starting with letter | Hindi | English |
|--|-------|---------|
| A | क - छ | a - d |
| B - G | ज - ढ | e - h |
| H - L | त - प | i - l |
| M - Q | फ - र | m - p |
| R - U | ल - ह | q - t |
| V - Z | अ - ऊ | u - z |

NUMBER GAME

Make the number game on an(A4 size) sheet.Names starting from A- M(numbers 1 to 10) and Names starting from N- Z (numbers 11 to 20) link will be shared on the class whats app group. <https://pin.it/2MgFzBTHc>




Two letter words



Hello Friends ,

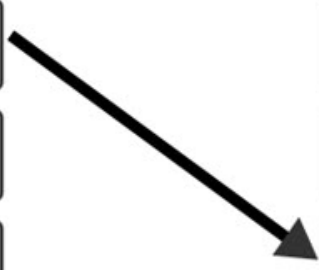
Let's read the two letter words and colour in the apple tree.






Alphabet Matching

MATCH CAPITAL & SMALL LETTERS

| | | | |
|---|---|---|---|
| A | g | N | p |
| B | d | O | r |
| C | a | P | o |
| D | b | Q | s |
| E | f | R | n |
| F | c | S | x |
| G | e | T | q |
| H | m | U | z |
| I | l | V | w |
| J | i | W | y |
| K | h | X | t |
| L | j | Y | v |
| M | k | Z | u |



• चित्र देख कर सही अक्षर लिखो




• चित्र बनाओ

अ

म

• मिलान करो



न

प


ग

पढ़ो और चित्र बनाओ

आम

मग

• Join the dots and colour the picture.



Write after numbers.

12

14

22

34

33

45

19

19

38

27

27

15

8

8

24

36

35

47


42

10


39

EMOTIONS


- Draw emotions according to the captions given.



I'M HAPPY




I'M SAD



I'M SLEEPY



I'M AFRAID





I'M ANGRY



I'M SURPRISED


FUN WITH SHAPES

- Colour the shapes.




My Summer Vacation Photos!


I visited _____




I played _____





I ate _____



I made _____




I SAW



"SAV CHEESE!"

- Colour the picture.

PRE PRIMARY-A



- Colour the picture & do leaf printing on leaves.

PRE PRIMARY-A




- Colour the picture.

PRE PRIMARY-B




- Decorate the butterfly using different colours with ear bud printing.

PRE PRIMARY-B




- Colour the picture.

PRE PRIMARY-C



- Make the scene beautiful with paper tearing and pasting.

PRE PRIMARY –C



- Colour the picture.

PRE PRIMARY-D



- Make the flower's using lady finger printing (as given).

PRE PRIMARY-D




- Colour the picture.

PRE PRIMARY-E



Do finger printing in rainbow and cotton pasting in the clouds.

PRE PRIMARY-E



HAPPY FATHER'S DAY

Dear parent,

Kindly help your child to make keychain for their father (refer image given) as a token of their love and care to make the day memorable.(use tread instead of chain).





HAPPY.



SUMMER



HOLIDAYS

