

VIKAS BHARATI PUBLIC SCHOOL
SEC:24, ROHINI, NEW DELHI :110085

PRE SCHOOL
Summer Holidays Homework

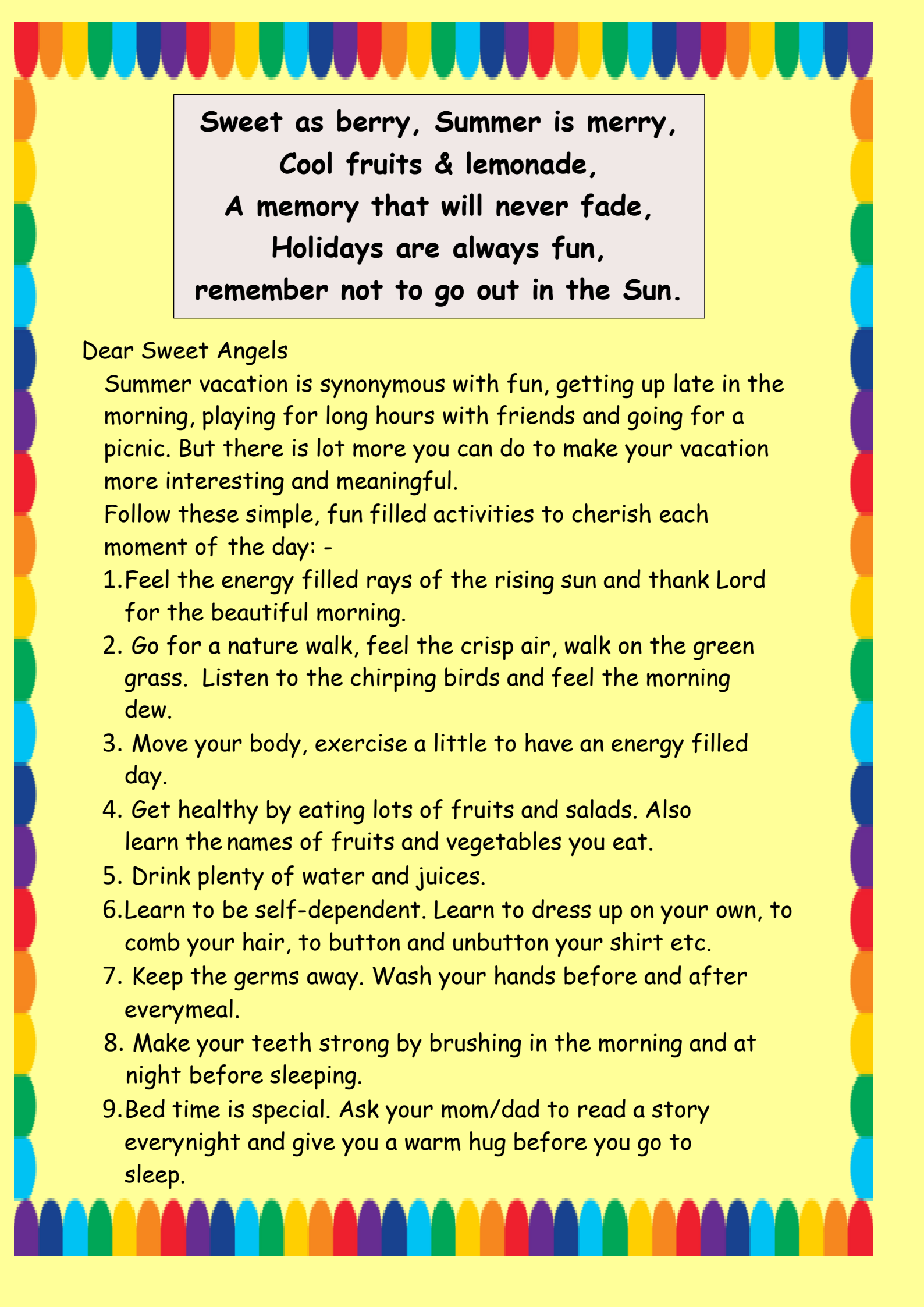


Name : _____

Class : Pre School - _____

Roll No. - _____





**Sweet as berry, Summer is merry,
Cool fruits & lemonade,
A memory that will never fade,
Holidays are always fun,
remember not to go out in the Sun.**

Dear Sweet Angels

Summer vacation is synonymous with fun, getting up late in the morning, playing for long hours with friends and going for a picnic. But there is lot more you can do to make your vacation more interesting and meaningful.

Follow these simple, fun filled activities to cherish each moment of the day: -

1. Feel the energy filled rays of the rising sun and thank Lord for the beautiful morning.
2. Go for a nature walk, feel the crisp air, walk on the green grass. Listen to the chirping birds and feel the morning dew.
3. Move your body, exercise a little to have an energy filled day.
4. Get healthy by eating lots of fruits and salads. Also learn the names of fruits and vegetables you eat.
5. Drink plenty of water and juices.
6. Learn to be self-dependent. Learn to dress up on your own, to comb your hair, to button and unbutton your shirt etc.
7. Keep the germs away. Wash your hands before and after every meal.
8. Make your teeth strong by brushing in the morning and at night before sleeping.
9. Bed time is special. Ask your mom/dad to read a story every night and give you a warm hug before you go to sleep.

Kindly help your ward to speak the following phrases on regular basis:

- May I drink water
- May I go to washroom
- I am feeling hungry
- I am feeling thirsty
- Please give me a pencil
- Please give me an eraser
- Use of magic words like excuse me, sorry, thank you, please.
- Greeting people like Good morning, Good afternoon, Good Evening, Good Night, etc

Happy Holidays

Incharge

NOTE:

- **Summer vacations –17 May, 2025 (Saturday) to 30 June, 2025 (Monday)**
- **Last working Day – 16 May, 2025 (Friday)**
- **School reopens – 1 July, 2025 (Tuesday)**
- **Kindly submit the Holidays Homework along with all the given books by 3 July, 2025 (Thursday)**

Practice Work to be Done

- Complete page number 25, 27, 30 to 38, 40 of “**Start with Patterns**” with the jumbo crayons which we are sending for doing the work. (Keep jumbo crayons at home after use)
- Revise letters done so far along with related vocabulary from English ‘**Start with Alphabet**’ book and Hindi ‘अक्षर ज्ञान’ Book.

Fun Projects

Art and craft activities give kids a sense of achievement and allow them to take pride in their work which builds confidence, creativity and expression. Spare out some time for fulfilled projects with your kid and be a part of their creative journey. We are sharing step by step procedure and link related to the activity allotted to your child according to the roll number. You have to prepare any one below mentioned project out of the topic allotted to you according to your roll numbers and use your creativity and imagination to make the project attractive.

- **Roll Number '1-5' Fruits (any 1)**

Links: <https://pin.it/6ear6mkYQ>

- **Roll Number '6-10' Animals (any 1)**

Links: <https://pin.it/6Bf8fFKnS> , <https://pin.it/wnhYQMFPa> ,
<https://pin.it/721VFVt3W> , <https://pin.it/6ECnYQ6CU>

- **Roll Number '11-15' Water animals (any 1)**

Links: <https://pin.it/4qiQi7q2r> , <https://pin.it/4kE8ZDV1n> ,
<https://pin.it/1YHzqXbsC> , <https://pin.it/8toNBiDzd> ,
<https://pin.it/5o7vYwyqB>

- **Roll Number '16-20' Hangings (any 1)**

Links: <https://pin.it/o0ZrTx9p5> , <https://pin.it/4mquduWrA>

- **Roll Number '21-25' Birds (any 1)**

Links: <https://pin.it/oWNogYMCL> . <https://pin.it/6td3ceV5L> .
<https://pin.it/3wTf6FOkl>

- **Roll Number '26-30' Vehicles (any 1)**


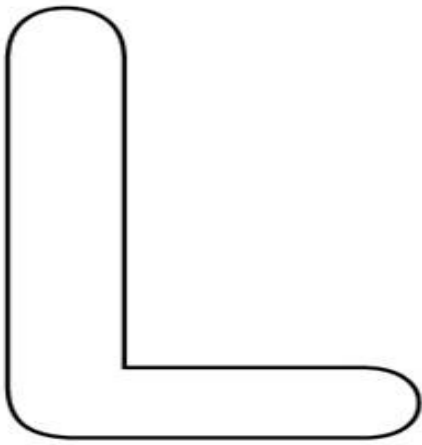
Links: <https://pin.it/Sia240Gj2> , <https://pin.it/4UddlViXY>

- **Roll Number '31 onwards' Vegetables (any 1)**



Links: <https://pin.it/TE3HFDgSA>

ENGLISH





















➤ Colour the letter and picture.



➤ Colour the pictures that start with letter L.



➤ Trace the patterns

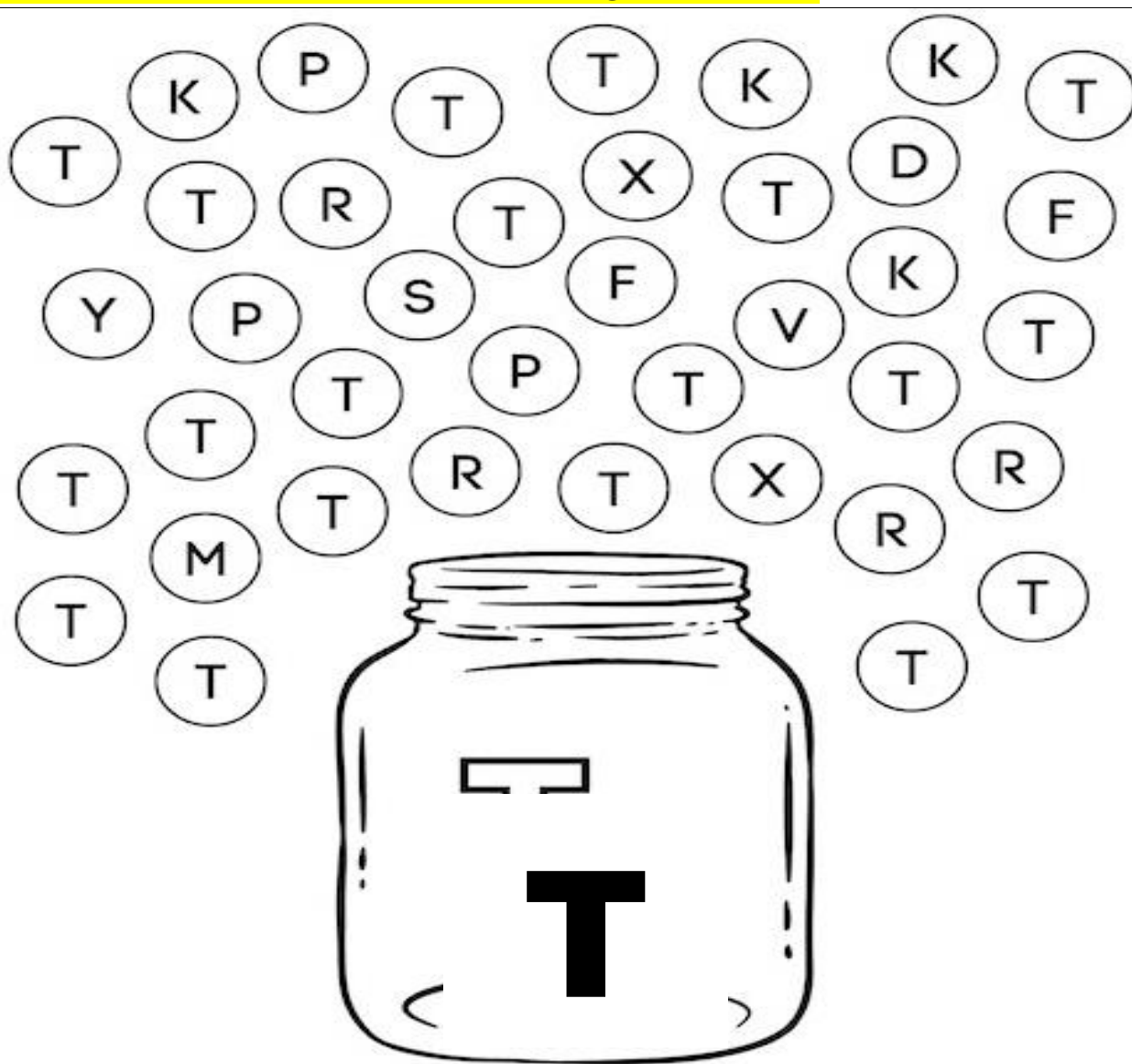
				
				
				
				



T is for Train.




➤ Find and colour letter 'T' in the box given below.



A large letter 'I' maze. A chameleon is at the top right entrance, with an arrow pointing into the maze. Two leaves are at the bottom left exit, with an arrow pointing out of the maze. The maze consists of a central vertical path with several horizontal and vertical branches and dead ends.

Three line drawings of ice cream treats. The first is a soft-serve cone with a swirl of ice cream and a small stick. The second is a hard-serve cone with a scoop of ice cream and a waffle cone. The third is a rectangular ice cream bar with a stick and a wavy line indicating a bite or a drip.



हिंदी

❖ दिए गए अक्षरों से एक-एक चित्र बनाओ।



क



ख







ग



घ


❖ चित्र देख कर सही अक्षर पर गोला लगाएँ।

	क	ख	घ
	ग	घ	क
	घ	ग	ख
	क	ग	घ

❖ अक्षर 'क' में रंग भरो और कछुए को कमल तक पहुँचाओ।


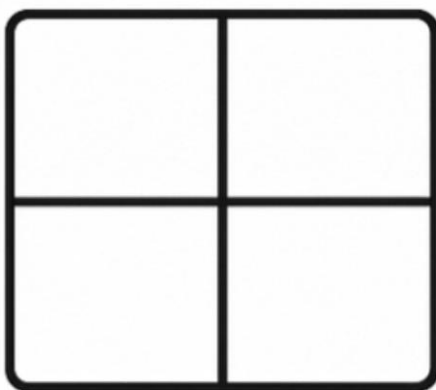



क	क	ग	ग
घ	क	ग	ख
ग	क	क	घ
ख	ग	क	क



MATHS


❖ Colour the pictures related to circle shape




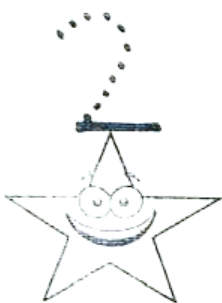
Colour as directed: -

Number 1 – Red colour, Number 2 – Yellow colour,

Waves – Blue colour, Boy – Colour as per your choice






❖ Trace the dots.



❖ Click and paste pictures according to the given captions.

My Summer Holiday Snapshots



❖ Colour the given picture beautifully.




❖ Colour the given picture:



PRE SCHOOL- A

❖ Decorate the sheet with finger printing:




❖ Colour the given picture:



PRE SCHOOL- B

❖ Decorate the sheet with cotton pasting:




PRE SCHOOL- C

❖ Colour the given picture:



PRE SCHOOL- C

❖ Decorate the sheet with Bindi pasting:




PRE SCHOOL- D

❖ Colour the given picture:




PRE SCHOOL- D

❖ Decorate the sheet with paper tearing and pasting:



❖ Colour the given picture:



PRE SCHOOL- E

❖ Decorate the sheet with earbud printing:



❖ Colour the given picture::



PRE SCHOOL- F

❖ Decorate the sheet thumb printing:

