



# VIKAS BHARATI PUBLIC SCHOOL

## SESSION: 2026-2027



### CLASS: VIII


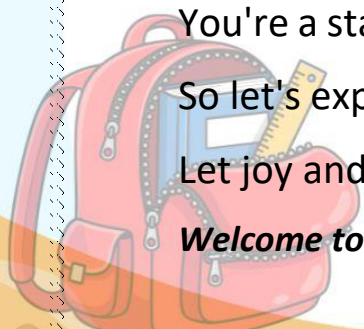
### HOLIDAY HOMEWORK

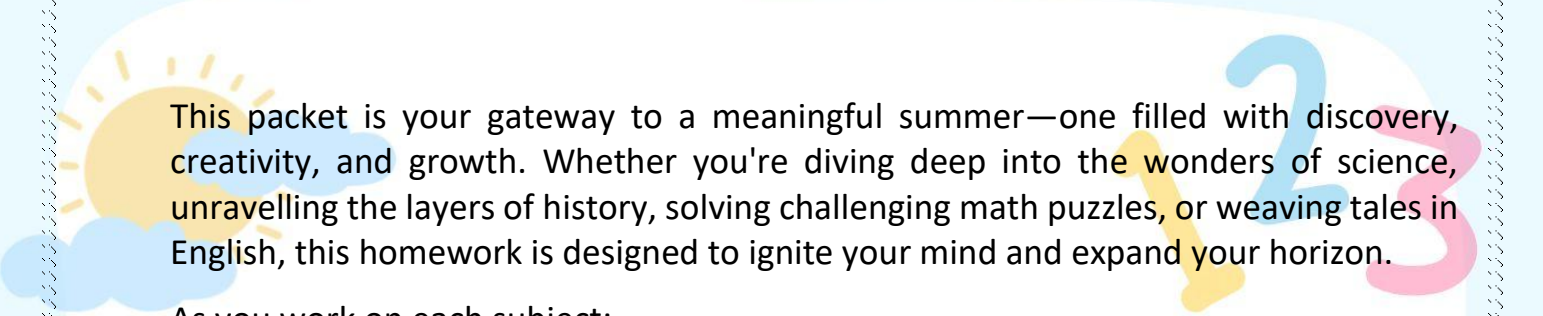
☀ Hello Summer! 🌈

Dear Parents, Warm Greetings!



It's time to smile, the sun is bright. The days are long, the hearts are light.  
School bags rest, the bell won't ring. Now's the time to laugh and sing!  
Splash in water, read a book. Try a new recipe, learn how to cook.  
Paint the sky with colors bold. Share some stories, new and old.  
Plant a seed, watch it grow. Take a walk where cool winds blow.  
Help at home, spread some cheer. Make this summer bright and clear.  
Hug your elders, be polite. Shine with kindness, pure and bright.  
You're a star, a dream in flight. A proud Vikas Bharatian, glowing with light!  
So let's explore, create, and play, Make the most of every day.  
Let joy and learning intertwine. This summer, let your spirit shine.  
**Welcome to the Holiday Homework Adventure!**





This packet is your gateway to a meaningful summer—one filled with discovery, creativity, and growth. Whether you're diving deep into the wonders of science, unravelling the layers of history, solving challenging math puzzles, or weaving tales in English, this homework is designed to ignite your mind and expand your horizon.

As you work on each subject:

- **Think independently – Reflect before you respond.**
- **Be curious – Ask questions, research, and go beyond the textbook.**
- **Stay creative – Present your work beautifully with visuals and original ideas.**
- **Grow stronger in concepts – Practice and revise regularly.**
- **Explore beyond the classroom – Apply what you learn to real life.**

### ***A Few Suggestions for a Fruitful Summer:***

*Read a variety of books and articles.*

*Try hands-on learning: science experiments, cooking and gardening.*

*Take breaks from screens; enjoy nature and family time.*

*Organize your work using folders or files for each subject.*

May your summer be sunny, stimulating, and successful!

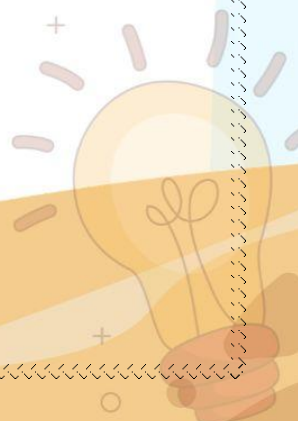

Get ready for PA 1 and enjoy the break!

### **Note:**

Let us gear ourselves up for the **Multiple Assessment activities** well in advance.

For guidelines refer to the **Multiple Assessment Pdf** shared in the class group and be ready for presentation in class.

**The dates for the concerned activities will be intimated later.**



# ENGLISH

## GENERAL INSTRUCTIONS

1. Use A-4 size sheets only
2. Maintain neatness and creativity
3. Use colours, headings and borders
4. Submit in a proper file/folder

## PROJECT

Lesson: Verghese Kurien – *I Too Had a Dream*

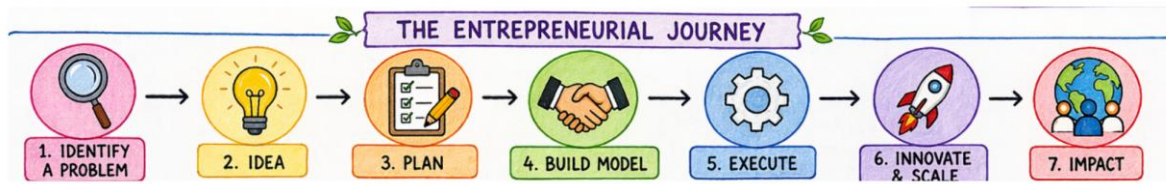
### Activity:

Prepare a flow chart showing:

#### a. Key Pointers:



#### b. Entrepreneurial Journey (Add alongside or below the main flow):



### **Presentation:**

- Use different colours for each stage
- Draw small icons (cow 🐄 , milk can 🥛 , farmers 👨🌾 👩🌾 )
- Use neat boxes and arrows
- You may connect both flows using parallel arrows or matching colours.

### **Learning Outcome:**

Students understand how determination, planning and entrepreneurial thinking transform dreams into reality.

## PORTFOLIO


### Lesson: Spectacular Wonder

#### Activity 1: Design Your Own Wonder

Imagine yourself as an architect. Design a new wonder of the world and describe it in 10-12 lines. Present it on an **A-4 size sheet**.

#### Presentation:

- Name of your wonder
- Location
- Structure and design
- Purpose and benefits
- Why it is special

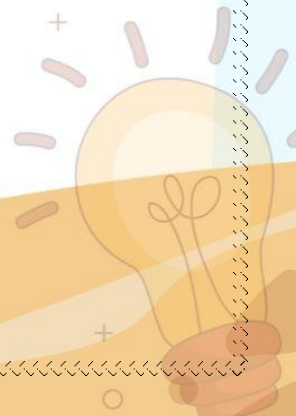

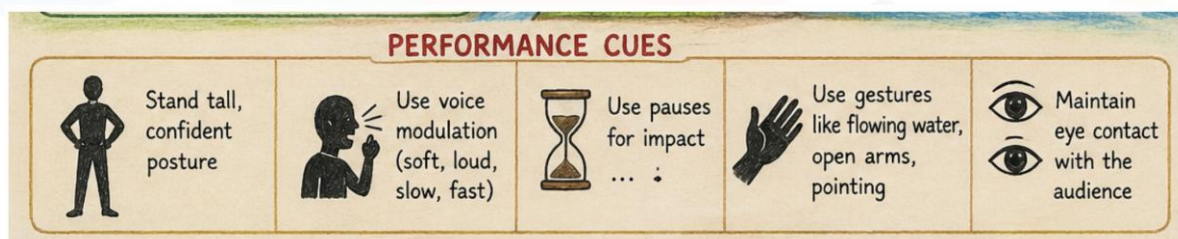


#### Activity 2: “Monologue: Voice of the Kallanai Dam”

Prepare a 1–2-minute monologue imagining yourself as the Kallanai Dam speaking to the world.

Include:

- a) When and why it was built?
- b) Who built the dam (King Karikala Chola)?
- c) How the dam help farmers?
- d) What changes the dam has seen over 2000 years ?
- e) A message for today's generation.



# HINDI

1 2 3

## 1. बहुविध आंकलन परीक्षा (5 अंक)

मल्हार पाठ - 10 तरुण के स्वप्न

कार्यकलाप: एक बड़े वृक्ष का चित्र बनाएं जिसे "स्वप्न वृक्ष" (The Dream Tree) नाम दें। इसकी जड़ों में 'सुभाषचंद्र बोस' के विचार लिखें और इसकी शाखाओं के पत्तों पर नेताजी के आदर्श (नारी समानता, आर्थिक समानता, शिक्षा आदि) लिखें। -

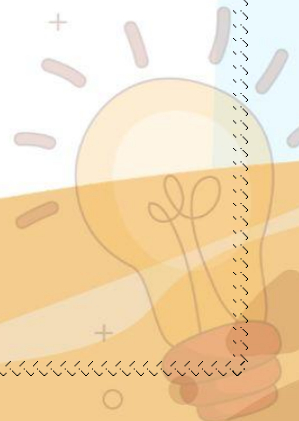

(2 अंक विचार+ 2 अंक आदर्श + 1 अंक प्रस्तुतीकरण )

## 2. परियोजना कार्य (5 अंक)

मल्हार - पाठ - 5 हरिद्वार

पाठ 5 के आधार पर एक छोटा घनाकार (Cube) मॉडल बनाएँ, जिसमें हर फलक (face) पर हरिद्वार का एक अलग पहलू हो—जैसे एक तरफ 'गंगा आरती', दूसरी तरफ 'मनसा देवी मंदिर' का चित्र, और बाकी तरफ खानपान, मुख्य स्थल और परिधान के बारे में संक्षिप्त जानकारी लिखें

(2 अंक चित्र + 2अंक विषयवस्तु + 1 अंक प्रस्तुतीकरण)





# SCIENCE



## Cosmic Clockwork : Mapping Time Through Constellations

In ancient times, people observed constellations to track seasons, farming cycles, and festivals. Different constellations appear in the sky during different months, helping people measure time before modern calendars were developed.

### Dear Students,

Get ready to explore the wonders of the night sky!

For this exciting project, you will create a **Constellation-Based Calendar** that tracks time using the appearance and movement of constellations throughout the year. Since ancient civilizations have looked to the stars to measure seasons and mark important events, this is your chance to combine **astronomy, creativity, and research skills** into one amazing project.

### What You'll Do:

Your task is to design a calendar inspired by constellations and show how the night sky can help in keeping time.

### Project Guidelines:

#### 1. Design Your Calendar

According to your Roll No.

**Roll no. 1-12** Constellations visible in Northern Hemisphere during Summer

**Roll no. 13-24** Constellations visible in Northern Hemisphere during Winter

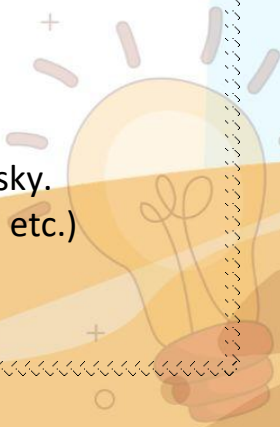
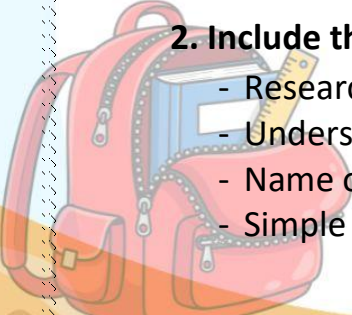

**Roll no. 25-36** Constellations visible in Southern Hemisphere during Summer



**Roll no. 37-48** Constellations visible in Southern Hemisphere during Summer

You may choose any one format:

- 12-month calendar
- Seasonal calendar (Summer, Winter, Monsoon, etc.) with visible constellations
- A booklet or flip calendar

#### 2. Include the Following:

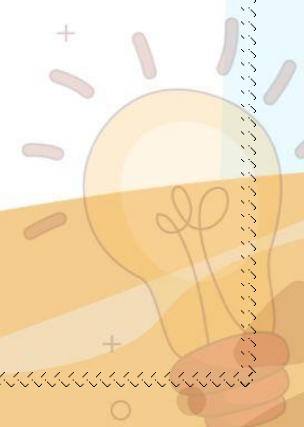

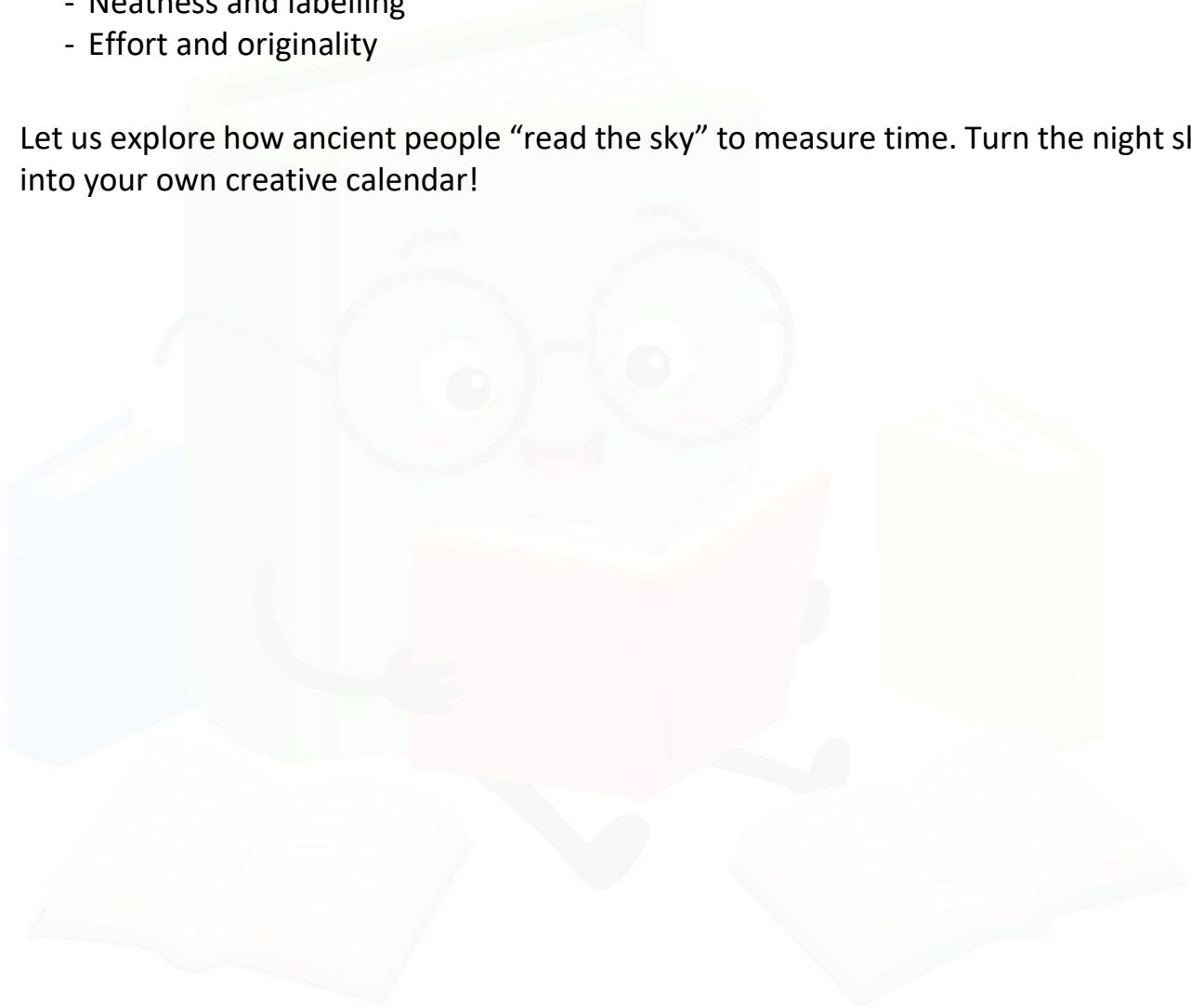
- Research different constellations visible in various months.
  - Understand how the Earth's movement affects what we see in the sky.
  - Name of the constellation (example: Orion, Ursa Major, Cassiopeia, etc.)
  - Simple star pattern drawing
- 
- 
- 

- 
- 
- Month or season when it is visible in northern and southern hemisphere
  - 2–3 lines describing its importance
  - Add interesting facts, mythology, or scientific details about each constellation.
  - A creative title for your calendar
  - Decorate using traditional Indian art styles (Warli, Madhubani, Gond, etc.)
  - Use dark blue/black chart with white paint or glow stars for night effect
  - Create a 3D effect using thread, glitter, or stickers

**Assessment Criteria:**

- Creativity and presentation
- Correct understanding of constellations
- Neatness and labelling
- Effort and originality

Let us explore how ancient people “read the sky” to measure time. Turn the night sky into your own creative calendar!





## SOCIAL SCIENCE

**Project Objective:** To understand the importance of universal adult franchise and how India's electoral system works to ensure fair and free elections.

India is the world's largest democracy where every citizen plays an important role in choosing their representatives. This project will help you explore how elections are conducted and why voting is important.

**Prepare a project including the following points:**

### 1. Research Work

1. Imagine you are not allowed to vote till age 30
  - How would you feel?
  - Why do you think 18 is a fair voting age? (3–4 lines)
2. Talk to any 2 adults in your family
  - Did they vote in the last election?
  - Why or why not? (Write their responses in 4–5 lines)
3. Find one recent election news (2026)
  - Name of place
  - Who won
  - One interesting fact
4. List any 3 rules by the Election Commission of India (ECI)
  - Explain why each rule is important (1–2 lines each)
5. Write: What problems can occur if elections are not conducted fairly? (3–4 points)

### 2. Creativity Section

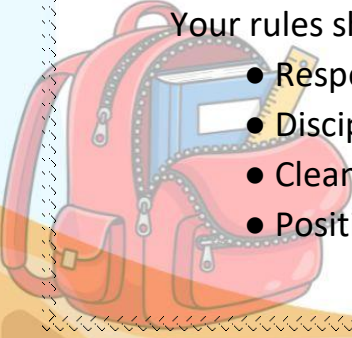
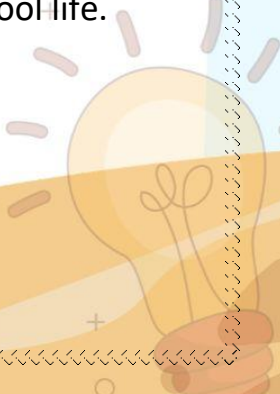

You have just been elected as a member of the Student Council of your school. Just like the Election Commission ensures fair behavior during elections, your responsibility is to maintain discipline, respect, and positivity in school.

#### Your Task:

Design a "School Code of Conduct" for all students.


Create 8–10 meaningful rules that students must follow in everyday school life.

Your rules should promote:

- 
- Respect for teachers and classmates
  - Discipline and responsibility
  - Cleanliness and care for school property
  - Positive behavior and teamwork
- 
- 



Make it creative:

- Present your rules in the form of a poster / chart
  - Give your code a catchy title (e.g., “Our School, Our Responsibility”)
  - Use colors, slogans, symbols, or illustrations to make it eye-catching
- 

### 3. Conclusion

Write 4–5 lines on: Why voting is important and how it strengthens democracy.

### Bibliography

On the last page, list all the books, websites, and sources used.

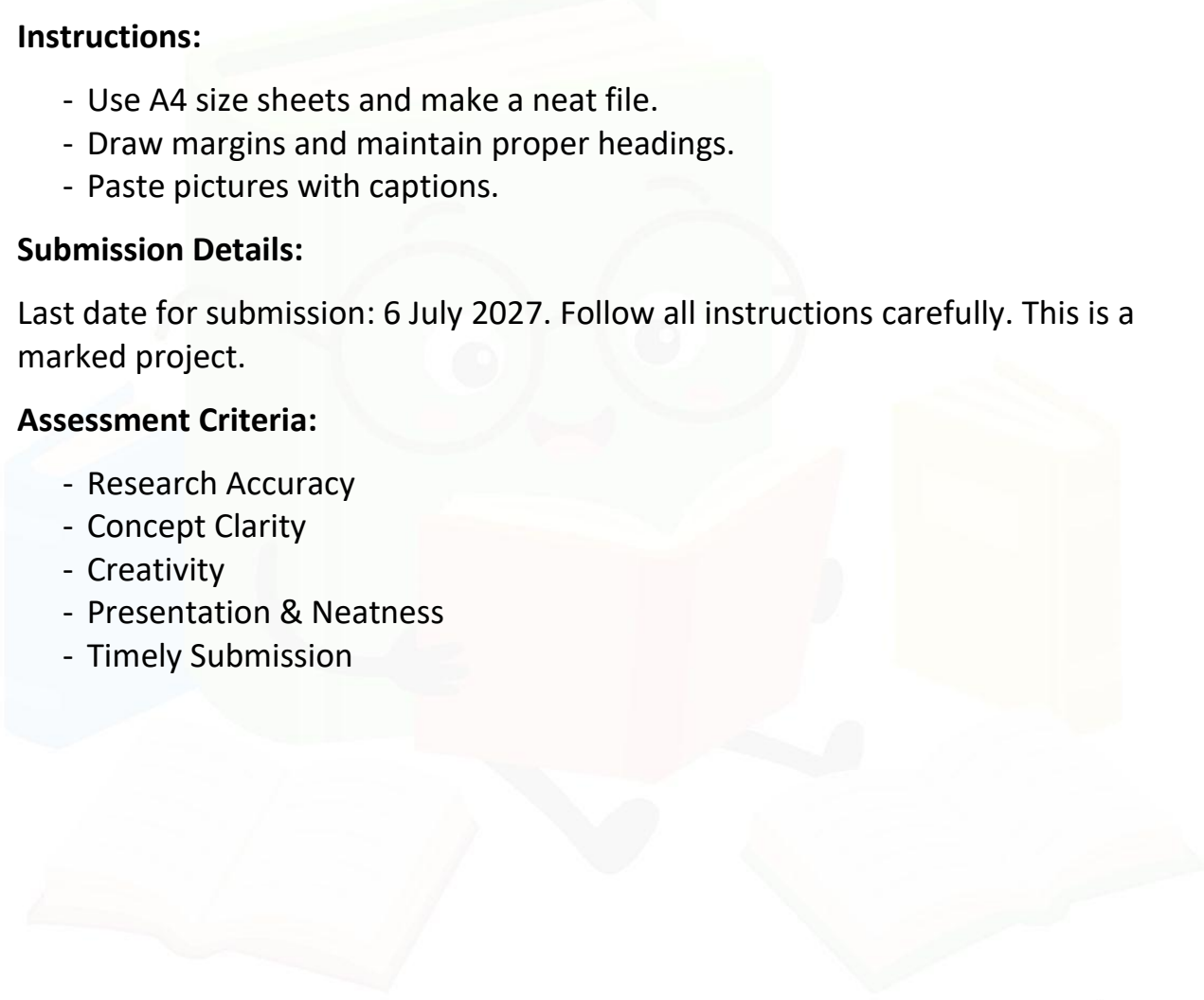
### Instructions:

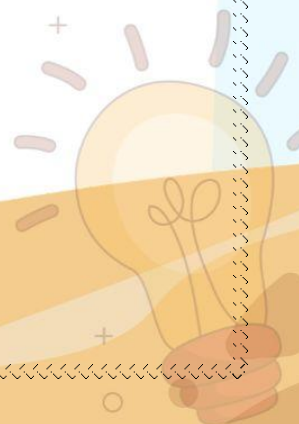

- Use A4 size sheets and make a neat file.
- Draw margins and maintain proper headings.
- Paste pictures with captions.

### Submission Details:

Last date for submission: 6 July 2027. Follow all instructions carefully. This is a marked project.

### Assessment Criteria:

- Research Accuracy
  - Concept Clarity
  - Creativity
  - Presentation & Neatness
  - Timely Submission
- 





# MATHEMATICS



## PROJECT

### BECOME A YOUNG ENTREPRENEUR!

#### PROJECT GUIDELINES

#### Welcome to Your Mini Business Challenge!

Imagine you are a young entrepreneur starting your own small business. Your goal is to **make smart pricing decisions** and earn maximum profit using mathematical concepts!

#### Step-by-Step Instructions

##### STEP 1: Choose Your Business Idea

Select **at least five different products** you would like to sell. You may choose items such as:

- Handmade Bookmarks
- Greeting Cards
- Friendship Bands
- Decorative Candles
- Keychains
- Paper Bags
- Homemade Chocolates
- Beaded Jewellery
- Clay Diyas
- Customized Pens


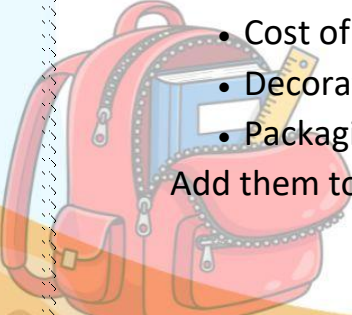
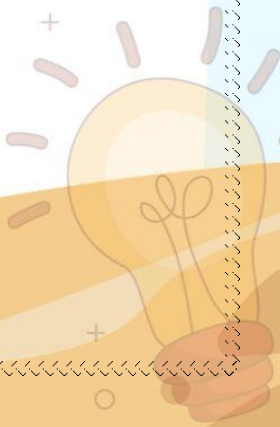
*Be creative! You can even invent your own product.*

##### STEP 2: Calculate the Cost Price (CP)

Think about:

- Cost of materials
- Decoration cost
- Packaging cost

Add them together to find the **Total Cost Price** of one item.





### STEP 3: Decide the Selling Price (SP)

Now act like a smart shopkeeper!

- Will you sell it at a higher price to make profit?
- Or at a lower price (which may cause loss)?

Write your decided Selling Price clearly.

1 2 3

### STEP 4: Do the Calculations

For each product, calculate:

- Profit or Loss
- Profit % or Loss %

Use the formula:

- Profit = SP – CP
- Loss = CP – SP
- Profit % = (Profit ÷ CP) × 100
- Loss % = (Loss ÷ CP) × 100

✓ Show all steps clearly.

### STEP 5: Presentation Rules

Each product must be shown on a **separate page** and should include:

- ✓ Product Name (as a heading)
- ✓ A colourful drawing or pasted picture
- ✓ A neat calculation table
- ✓ Step-by-step solution
- ✓ A short conclusion (Profit or Loss?)

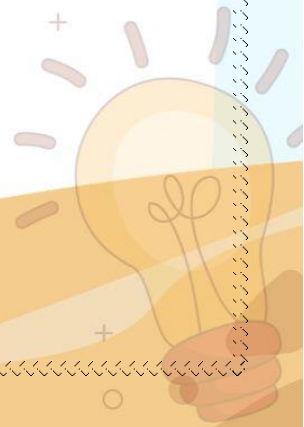
### STEP 6: Final Summary Page


Create a **summary table** showing:

- All 5 products
- CP
- SP
- Profit/Loss
- Percentage

### Make Your Project Attractive!

- ★ Use colours and borders
- ★ Give your business a name
- ★ Add a logo for your shop



- 
- ✦ Design a small advertisement slogan
  - ✦ Keep handwriting neat and organized



### Bonus Challenge

- Which product gave the highest profit?
- Which product caused loss?
- How can you increase your profit next time?

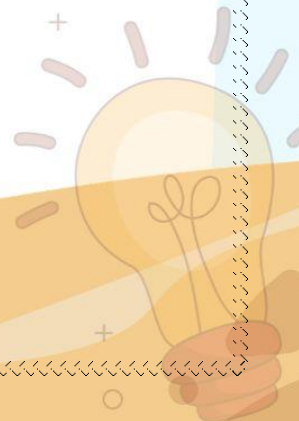

Write your answers in 4–5 lines.

**Remember:** "A successful entrepreneur uses Mathematics wisely!"

### Assessment Rubric

**Total Marks: 5**

S. No.	Criteria	Marks
1	Mathematical Accuracy	2
2	Completion of Project	1
3	Presentation & Organisation	1
4	Understanding & Reflection	1
	<b>Total</b>	<b>5 Marks</b>



## DIGITAL CITIZENSHIP

### Awareness Pamphlet

Design a Foldable Pamphlet on: **Safe Internet Use** and include the following sections:

- Tips for safe internet usage
- Important Do's and Don'ts while using the internet

**Use clear headings, attractive visuals, and concise points to make the pamphlet informative and engaging.**

## SANSKRIT

### ग्रीष्म अवकाश परियोजना कार्य (5 अंक)

#### विषय: "डिजिटल-भारतम्"

कार्य विवरण (Project Instructions)

छात्र एक सुंदर प्रोजेक्ट फाइल तैयार करें जिसमें निम्नलिखित शामिल हों:

#### 1. आवरण पृष्ठ (Cover Page)

शीर्षक लिखें: - डिजिटल-भारतम्, अपना नाम, कक्षा, अनुभाग लिखें, रंगीन चित्र/सजावट करें

2. डिजिटल भारत का संस्कृत में परिचय (5-6 वाक्य) लिखें। जैसे - अस्माकं देशे डिजिटल-भारतस्य महत्त्वम् अस्ति।

#### 3. डिजिटल सेवाओं का विवरण (कोई 4 चुनकर लिखें):

DigiLocker, UPI, COWIN, DIKSHA, e-NAM

प्रत्येक के लिए - 1-2 वाक्य संस्कृत में, छोटा चित्र/प्रतीक

#### 4. चित्र/कोलाज (Creative Part)

मोबाइल, ऑनलाइन पढ़ाई, डिजिटल भुगतान आदि के चित्र लगाएँ। नीचे 1-2 संस्कृत वाक्य लिखें

5. लाभ (Benefits) – 4 बिंदु संस्कृत में लिखें। जैसे - कार्याणि शीघ्रं भवन्ति।

6. निष्कर्ष (Conclusion – 2 वाक्य)

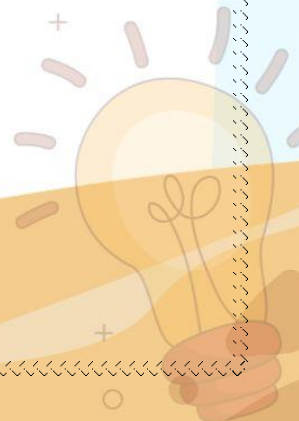

वयं अपि डिजिटल-भारतस्य विकासे योगदानं करिष्यामः।

अंक विभाजन (5 Marks Rubric)

मापदंड	अंक
सामग्री (Content)	2
संस्कृत भाषा	1
प्रस्तुति (Presentation)	1
रचनात्मकता (Creativity)	1

विशेष निर्देश

- कार्य स्वच्छ व सुंदर लिखावट में हो
- रंगीन चित्र/चार्ट का प्रयोग करें
- अधिक कठिन संस्कृत की आवश्यकता नहीं-सरल वाक्य लिखें
- A4 शीट चार्ट का उपयोग करें।





# KAUSHAL BODH



## Project 1: Hydroponics (Growing Plants without Soil)

### Important Instructions:

- Use a SCRAP FILE for this work.
- Watch any ONE video.
- Choose ONE activity (Microgreens / Wick System).
- Perform the activity at home.
- Record your observations in the table.
- Paste 1–2 pictures of your activity.
- Attempt the MCQ worksheet (Page 3) and paste it in your scrap file.
- Keep the work neat and simple.
- Enjoy the activity and learn by doing!

### Reference (Watch any ONE):

1. Wick System for Hydroponics

👉 Search on YouTube:  
“wick system hydroponics for beginners”

**OR**

2. Growing Microgreens at Home

👉 Search on YouTube:  
“how to grow microgreens at home step by step”

---

### PAGE 1 – COVER PAGE

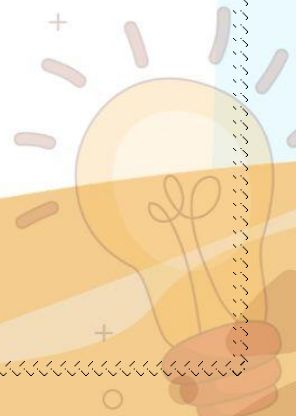
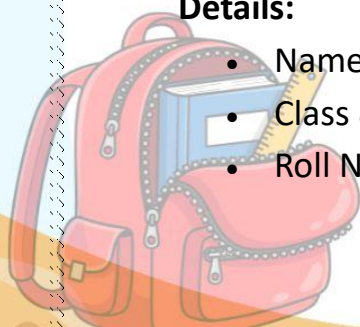
**Title: Work with Life Forms**

**KAUSHAL BODH – HOLIDAY HOMEWORK**

**Project 1: Hydroponics (Growing Plants without Soil)**


**Details:**

- Name: \_\_\_\_\_
- Class & Section: \_\_\_\_\_
- Roll No.: \_\_\_\_\_





**PAGE 2: Activity Observation Record**



<b>Method (Tick one):</b> <input type="checkbox"/> Microgreens <input type="checkbox"/> Wick System	
Name the seed, seedling or plant cutting you used for the system	
Date of start of the activity	
Materials used	
Number of trays/bottles prepared	
Number of days required for sprouting	
Number of days required for the emergence of the initial pair of leaves	
Date of harvest	
Plant growth record (average height increased by 15 days)	

**Page 3: Think and Answer (Tick the correct option ✓)**

**1. What did you enjoy doing the most?**

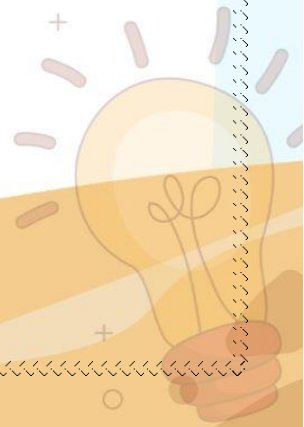
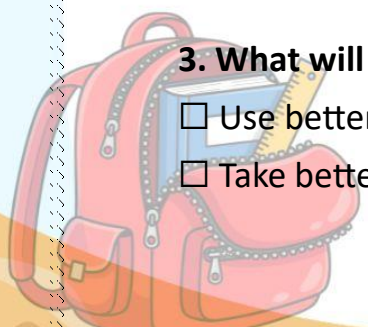
- Setting up the system
- Observing plant growth
- Watering and caring for plants
- Drawing/recording observations

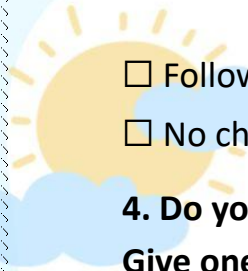
**2. What challenges did you face?**

- No difficulty
- Seeds did not grow properly
- Water management was difficult
- Lack of materials

**3. What will you do differently next time?**

- Use better quality seeds
- Take better care of watering



- 
- Follow steps more carefully
  - No changes needed

**4. Do you think hydroponics is practical and economical?**

**Give one reason for this answer.**

- Yes, very practical
- Yes, but slightly expensive
- Not practical
- Not sure

**5. Which job is related to this activity? (Tick all that apply)**

- Gardener
- Botanist
- Farmer
- Agricultural Scientist



## ART & CRAFT

**Make any handkerchief, cushion cover, pillow cover with tie and dye**

**OR**

**A puppet with socks**

**TIE AND DIE**

[https://youtube.com/shorts/za8fFS-jGSI?si=w3\\_eiTLX5E3bDFL8](https://youtube.com/shorts/za8fFS-jGSI?si=w3_eiTLX5E3bDFL8)

<https://youtube.com/shorts/Z5DwsozIMFk?si=PIdQMdRKNyy2yuqM>

<https://youtube.com/shorts/1bNWL4NO9zQ?si=NLX7GeWiZ-tssCMo>

**Socks puppet**

[https://youtube.com/shorts/pm\\_wWihEQoA?si=w9dQh5t3SJxn-76B](https://youtube.com/shorts/pm_wWihEQoA?si=w9dQh5t3SJxn-76B)

<https://youtu.be/Vxrdk8G3QOI?feature=shared>

