



**VIKAS BHARATI PUBLIC SCHOOL**

**SESSION: 2025-2026**

**CLASS: VII**

**HOLIDAY HOMEWORK**

☀ Hello Summer! 🌈

**Dear Parents, Warm Greetings!**

It's time to smile, the sun is bright,  
The days are long, the hearts are light.  
School bags rest, the bell won't ring—  
Now's the time to laugh and sing!  
Splash in water, read a book,  
Try a new recipe, learn how to cook.  
Paint the sky with colors bold,  
Share some stories, new and old.  
Plant a seed, watch it grow,  
Take a walk where cool winds blow.  
Help at home, spread some cheer,  
Make this summer bright and clear.  
Hug your elders, be polite,  
Shine with kindness, pure and bright.  
You're a star, a dream in flight—  
A proud Vikas Bharatian, glowing with light!  
So let's explore, create, and play,  
Make the most of every day.  
Let joy and learning intertwine,  
This summer, let your spirit shine!







## *Welcome to the Holiday Homework Adventure!*

This packet is your gateway to a meaningful summer—one filled with discovery, creativity, and growth. Whether you're diving deep into the wonders of science, unravelling the layers of history, solving challenging math puzzles, or weaving tales in English, this homework is designed to ignite your mind and expand your horizon.

As you work on each subject:

- **Think independently – Reflect before you respond.**
- **Be curious – Ask questions, research, and go beyond the textbook.**
- **Stay creative – Present your work beautifully with visuals and original ideas.**
- **Grow stronger in concepts – Practice and revise regularly.**
- **Explore beyond the classroom – Apply what you learn to real life.**

### *A Few Suggestions for a Fruitful Summer:*

*Read a variety of books and articles.*

*Try hands-on learning: science experiments, cooking and gardening.*

*Take breaks from screens; enjoy nature and family time.*

*Organize your work using folders or files for each subject.*

May your summer be sunny, stimulating, and successful!


Get ready for PA 1 and enjoy the break!



Let us gear ourselves up for the **Multiple Assessment activities** well in advance.

For guidelines refer to the **Multiple Assessment Pdf** shared in the class group and keep your **Power Point Presentation and Story Telling Activity** ready for presentation in the class.

**The dates for the concerned activities will be intimated later.**







## ENGLISH

- Read Supplementary Reader 'Folk Tales from Around the World' and complete the assignments.
- Take the print out of the project and portfolio assignments. Submit them in a properly labelled folder.
- Attempt 'Comprehension Passage' pages (181-186) given in the Grammar book and write down the answers in English test notebook.

### Subject Enrichment-1

Read the story assigned to your roll number. Reproduce the story with the new twist. The story will be evaluated as a part of the Speaking Skill Assessment which will be conducted after the summer break.

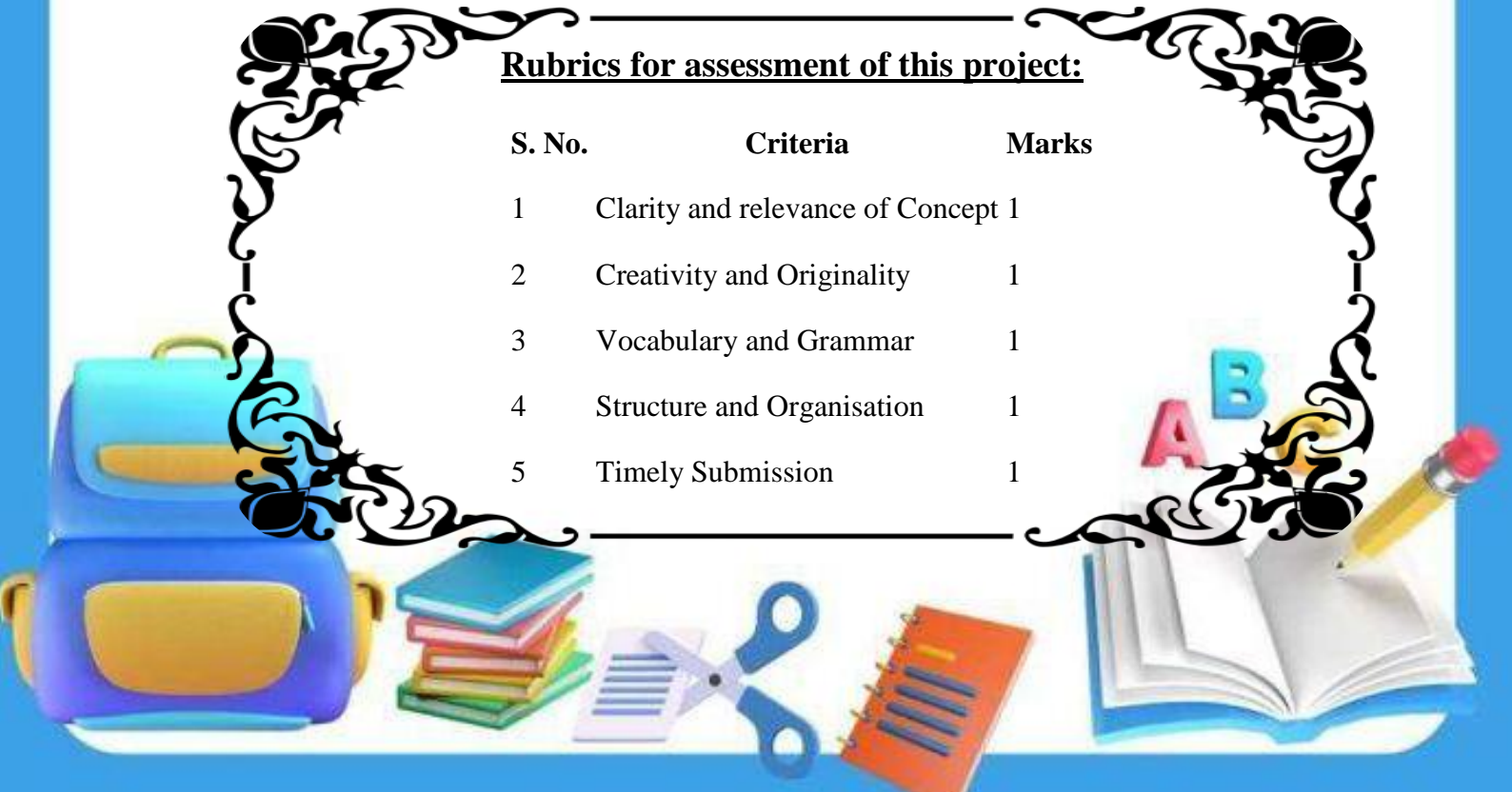
NAME OF THE STORY	ROLL NO.
01. The Little Judge	01-08
02. Greedy Gut & The Boots	09-16
03. A Present For The Wife	17-24
04. Pants On Fire	25-32
05. The Court Jester	33-40
06. A Man On A White Charger	41-50

### MULTIPLE ASSESSMENT-1

Read the story 'A Boy and His Cow'. Create a book cover using any AI design tool such as Canva or Adobe. Give the story a new title and illustrate the cover with colourful images. Print it out and submit after the summer break

#### Rubrics for assessment of this project:

S. No.	Criteria	Marks
1	Clarity and relevance of Concept	1
2	Creativity and Originality	1
3	Vocabulary and Grammar	1
4	Structure and Organisation	1
5	Timely Submission	1





Name: \_\_\_\_\_ Roll No: \_\_\_\_\_ Section: \_\_\_\_\_ Date: \_\_\_\_\_

**PROJECT**

**1) BAMBOO MAIDEN**

**OR**


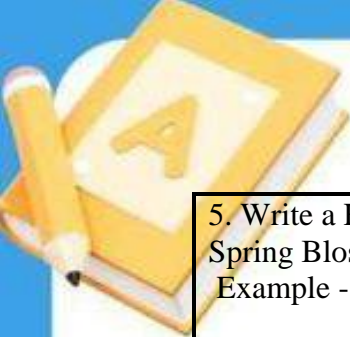
**2) NO TIGERS IN BORNEO**

**BAMBOO MAIDEN**

*Spring Blossoms, Fujiyama: Discover Japan*

<b><u>QUESTIONS</u></b>	<b><u>Your Answer</u></b>
1. According to the story, why is smoke always rising from the top of Fujiyama?	
2. Study and write the scientific explanation of the above phenomena in two lines.	
3. What are Spring Blossoms in Japan and what is the Japanese name for it?	
4. Find out the symbolism of Spring Blossoms and Fujiyama in Japanese culture.	





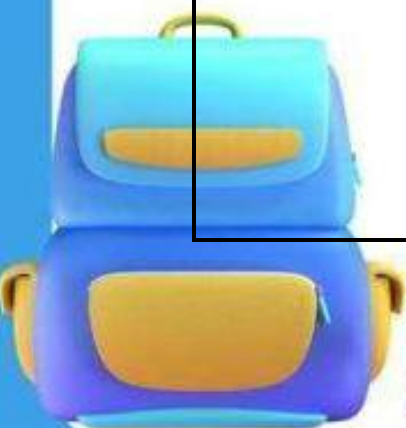
5. Write a Haiku. (A three line poem) on  
Spring Blossoms or Mount Fuji  
Example -

Snow on Fuji's peak,  
Blossoms fall like gentle rain—  
Spring sings through the wind.

6. **Draw or Paint the Scene** —————→

Create an artwork showing:

- ☐ Cherry trees in bloom
- ☐ Mount Fuji in the background







## NO TIGERS IN BORNEO

\* Read the story and create a passport of 5-6 pages.

\* PASSPORT SECTIONS & PAGE IDEAS-

i) **Title:** Explorer Passport or Borneo Jungle Passport

ii) **Welcome page:** Traveller's name and photo

iii) **Mission** – Explore the Bornean Jungle and uncover the legend of the missing tiger.

iv) Write the names of Indonesian Islands and stamp each one with a tiger claw.

Mark, if tigers still inhabit the island.

Add a small badge or colour-coded bar on each island's page indicating-

☐ **Red:** Critically endangered species

☐ **Green:** Stable or protected

\*ANIMAL ENCOUNTER PAGES (FUN FACTS & DRAWING)

One page per animal (Mouse Deer, Porcupine, tiger etc)





Name : \_\_\_\_\_ Roll No: \_\_\_\_\_ Section: \_\_\_\_\_ Date: \_\_\_\_\_

**PORTFOLIO**

**1) HOW SNOW SHOES WERE BORN**

OR

**2) A DONKEY'S LOAD**

**HOW SNOW SHOES WERE BORN**

On an A4 sheet, create five conversation bubbles. Write the dialogues between the characters from the original story, including the ducks as part of the conversation. Keep the dialogues true to the story with a touch of humour. You may draw or paste pictures.

**A DONKEY'S LOAD**

<b>QUESTION</b>	<b>YOUR ANSWER</b>
Q-1 Twist the heading of the story. Eg : The Trickster Gets Tricked	
Q-2 Draw a 4-panel comic showing the barber's plan, the poor man's clever response and the final lesson. Make it interesting by adding dialogues.	
1) Characters	2) The Trickster-Barber
3) The poor man's clever response	4) Twist / Conclusion





## Grammar Worksheet: Understanding Sentences

Name: \_\_\_\_\_ Date: \_\_\_\_\_

**Instructions:** Write **D** for Declarative, **I** for Interrogative, **Imp** for Imperative or **E** for Exclamatory.

1. What time does your class start? \_\_\_\_\_
2. The cat is sleeping on the windowsill. \_\_\_\_\_
3. Please close the window before you leave. \_\_\_\_\_
4. What a delicious cake that was! \_\_\_\_\_
5. Turn left at the next traffic light. \_\_\_\_\_
6. She practices the piano every evening. \_\_\_\_\_
7. Watch out for the icy sidewalk! \_\_\_\_\_

### Part B: Fix the Fragments

**Instructions:** Rewrite the fragments below to make them complete sentences.

1. because it was raining

→ \_\_\_\_\_

2. playing in the snow

→ \_\_\_\_\_

3. when the lights went out

→ \_\_\_\_\_







### Rewrite the Sentence

**Instructions:** Rewrite the given sentence as the type listed in parentheses.

1. She is reading a book. (Interrogative)

→ \_\_\_\_\_

2. Can you hear that noise? (Exclamatory)

→ \_\_\_\_\_

3. What a great movie! (Declarative)

→ \_\_\_\_\_

4. Please sit down quietly. (Interrogative)

→ \_\_\_\_\_

Write **4 sentences** using both **nouns** and **adjectives** that include at least **one degree of comparison**. One has been done for you


1. An **elephant** is **stronger** than a horse.

2. \_\_\_\_\_

3. \_\_\_\_\_

4. \_\_\_\_\_

5. \_\_\_\_\_







### Part E: Creative Corner – My Day

**Instructions:** Write 5 sentences about your daily routine using the **simple present tense**. Try to include time and action words.

1. \_\_\_\_\_

2. \_\_\_\_\_

3. \_\_\_\_\_


4. \_\_\_\_\_

5. \_\_\_\_\_

**Instructions:** Complete the chart with the correct past and past participle forms of the following verbs.







PRESENT TENSE	PAST TENSE	PAST PARTICIPLE
seek		
bring		
has /have		
do/ does		
begin		
freeze		
lend		
arise		
buy		
dream		
know		
lay		
let		
hurt		
cut		
make		
shake		
shine		
shoot		
shrink		
sink		
spill		
speed		
steal		
swear		
swing		





## HINDI

### परियोजना कार्य (5 अंक)

1. 'वसंत' पुस्तक के पाठ 'हिमालय की बेटियों' के आधार पर भारत की चार प्रमुख नदियों के चित्र चिपकाकर उनके नाम, संरक्षण के उपाय तथा उनके संरक्षण के लिए चलाए गए विभिन्न अभियानों के बारे लिखें।

यह कार्य ए-4 आकार की शीटों पर करें तथा इसे एक फाइल में लगाएँ।

2. पोर्टफोलियो (5 अंक) हेतु 'वसंत' पुस्तक के पाठ 'खानपान की बदलती तस्वीर' के आधार पर दो मित्रों के बीच आजकल बच्चों के बदलते खान-पान और उसके स्वास्थ्य पर पड़ते बुरे प्रभाव पर पाँच- पाँच संवाद ए-4 आकार की शीट पर लिखिए।

हिंदी परियोजना कार्य का मूल्यांकन निम्नलिखित बिन्दुओं के आधार पर किया जाएगा:-

क्रमांक	मानदंड	अंक
1.	भाषा की शुद्धता	1
2.	रचनात्मकता	1
3.	विषयवस्तु	2
4.	चित्रात्मक प्रस्तुति	1





## SCIENCE



### PROJECT: CHAPTER 2 NUTRITION IN ANIMALS

#### Topic: The Way You Eat is as Important as What You Eat

It's not just about choosing healthy foods — *how* you eat them matters too. Eating slowly, chewing thoroughly, sitting upright, and being mindful during meals helps your body digest food more efficiently. Rushing, overeating, or eating while distracted can lead to indigestion, bloating, and poor nutrient absorption. So, your eating habits play an equal role in maintaining a healthy digestive system.

#### Research Task

- Investigate how improper chewing or eating too quickly can affect your digestion.
- Explore the impact of posture on the digestive process.

#### Demonstration Task

Prepare a detailed report addressing the following key points related to digestion and healthy eating habits. Be sure to organize your content clearly and support your explanations with relevant pictures or illustrations wherever possible.

- Explaining the role of proper chewing in digestion.
- Discuss the digestive problems that can result from eating too quickly, such as indigestion, bloating, and overeating.
- Examine how poor posture can lead to digestive issues such as acid reflux and gas, and connect it to long-term problems like constipation, acidity, and obesity.

#### Creative Poster

**Title:** *'Eat Right, Digest Bright!'*

- Include **Do's and Don'ts** for Good Digestion
- Add a **Catchy Slogan**



**Note:** *Page 1* of your project should have the following information: **Name, Class, Section, Roll No., Date of submission and Acknowledgement.** Tie the sheets with a ribbon or a string as shown in the picture. Do not bring your project in plastic folder.

#### Rubrics for evaluation of the project-

1. Content
2. Creativity and presentation
3. Theme of the poster and its relevance to the topic







## SOCIAL SCIENCE

### TOPIC – VEERGATHA

#### “My Veer Gatha Wall Journal – Honouring India’s Brave hearts

##### Instructions:

- **Select a Gallantry Award Winner** - (Mahavir Chakra) use Ministry of Defence website or Veer Gatha portal for real stories.

Create a Wall Journal (A3 Size Chart or Handmade Foldable Booklet) that includes:

- **Hero’s Profile:** Name, Award, Unit/Regiment, Date of Award.
- **Bravery Story:** A short narration (150–200 words) in the student’s own words.
- **Reflection Section:** “Why I admire this hero” – a paragraph.
- **Patriotic Poem or Acrostic** using the hero’s name.
- **Map Activity:** Marking the region/state the hero belonged to.
- Paste related pictures.



#### Rubrics for assessment

1. Content Accuracy and Research -1 mark
2. Creativity and Presentation - 1 mark
3. Writing Quality and Organisation-1 mark
4. Reflection on Values learned - 1 mark
5. Originality and Uniqueness - 1 mark







# MATHEMATICS



## Project: The Hidden World of Mathematics

### Instructions:

- ☐ All activities to be compiled in one scrapbook.
- ☐ Include a creative cover page with your name, class, and title:

## “Holiday Homework Project - The Hidden World of Mathematics”

### 1. Discover Patterns in Nature

- a. Observe or research natural objects like leaves, flowers, shells, beehives, and fruits.
- b. Identify mathematical patterns such as: Symmetry in leaves or butterflies, Spiral patterns in shells etc.
- c. Paste photos or draw pictures.
- d. Label the math involved (e.g., "This flower shows line symmetry", "This shell shows patterns and tessellations" etc).

### 2. Spot the Math in your favorite Games/Sport

- a. Choose any one sport (e.g., cricket, football, badminton, tennis, basketball).
- b. Make a colorful one-page write-up including:
  - ☐ The shape and size of the playing field or court (length, width, radius, etc.)
  - ☐ How scores are counted
  - ☐ Any patterns or rules that involve numbers (e.g., number of players, sets, overs, time limits)







### **3. Showcase Shapes and Geometry in Iconic Buildings**

- a. Make a mini-report or photo collage on “Shapes & Geometry in Famous Buildings”
- b. Choose 2–3 famous buildings or monuments (e.g., Taj Mahal, Eiffel Tower, Pyramids of Egypt).
- c. Identify and describe the shapes used: Arches, domes, triangles, cylinders, cubes, symmetry, etc.
- d. Add photos or sketches.
- e. Explain what geometric concepts you see (e.g., "The dome is a hemisphere").

### **4. Explore the Beauty of “Kolam Art”**

Kolam, a traditional South Indian art form, seamlessly blends mathematics and creativity. This intricate art, popular in Tamil Nadu, features geometric patterns, dots, and lines, often incorporating motifs like birds, animals, and celestial bodies.

- a. Create your own stunning Kolam art, using vibrant colors to bring your design to life! Explore the intersection of math and art, and let your creativity shine.
- b. Explain the math you used (angles, shapes, symmetry, patterns).

### **5. Math in Daily Life**

Observe and list 5 ways your family uses math at home.

For each example, include:

1. A title (e.g., Cooking Pasta, shopping, measuring furniture or room space)
2. A short explanation (3–4 sentences) with the math concept involved (e.g., fractions, time, multiplication, measurement)
3. Make it colorful with drawings, magazine cut-outs, or photos
4. Write neatly and clearly







## 6. Reflection on the Project

Take a moment to reflect on your learning journey. In a short paragraph, describe what you observed, experienced, and enjoyed while working on this project. Use the following questions to guide your reflection:

1. What new things did you discover?
2. What surprised or amazed you the most?
3. Which part of the project did you enjoy the most, and why?
4. How has this project changed the way you feel about mathematics?
5. Did you face any challenges? If yes, how did you overcome them?

### Evaluation Criteria:

- ☐ Creativity and effort
- ☐ Accuracy of mathematical connections
- ☐ Neatness and presentation
- ☐ Clarity of explanations





## DIGITAL CITIZENSHIP

Create a poster on any one topic:-

01. Cyberbullying and Ethical Behaviour

02. Rules for Digital Well-being.

03. Cyber Threat

## संस्कृत

### परियोजना कार्य (5 अंक)

#### 1. पाठ विद्याधनम्

- प्रथम पृष्ठ पर परियोजना का विषय लिखिए।
- अपना नाम कक्षा अनुक्रमांक आदि लिखें।
- पृष्ठ दो पर पाठ में दिए गए श्लोकों का भाव हिंदी भाषा में लिखें व संबंधित चित्र भी चिपकाएं।
- पृष्ठ तीन पर पाठ्य पुस्तक में दिए गए श्लोकों के अतिरिक्त विद्या से संबंधित पांच श्लोकों को सुंदर अक्षरों में लिखें।

- पृष्ठ 4 विद्यायाः महत्वम् विषय पर लघु अनुच्छेद संस्कृत भाषा में लिखें।

यह कार्य ए-4 आकर की शीटों पर करें तथा इसे एक फाइल में लगाएँ।

2. पाठ 1 से कोई तीन श्लोक अर्थ सहित याद करें।

संस्कृत परियोजना कार्य का मूल्यांकन निम्नलिखित बिन्दुओं के आधार पर किया जाएगा:-

क्रमांक	मानदंड	अंक
1.	भाषा की शुद्धता	1
2.	रचनात्मकता	1
3.	विषयवस्तु	2
4.	चित्रात्मक प्रस्तुति	1



# ART INTEGRATED PROJECT

## Let's Explore Sikkim

Design a brochure to get to know Sikkim from stunning landscapes to mouth-watering cuisines, destinations, cultural heritage and traditions, activities, markets, etc.

## GENERAL KNOWLEDGE

To keep yourself updated with the latest and trending National and International events, maintain a journal, by writing the current affairs from **June 01 to June 25..** This will be assessed in the Current affairs component of Periodic Assessment I of General Knowledge.

## ART & CRAFT

### FLOWERS

Dear Children

Kindly go through the video and create any one useful craft based on these ideas.

<https://youtube.com/shorts/TBNCUml2MsY?si=28EVkZbSo2leuHNM>

<https://youtube.com/shorts/mZqRfcf6v-E?si=q9KQ5IXLuAkd3hfa>

<https://youtube.com/shorts/IFxy5MEfnjM?si=ej8MIJVG2qvmgGNk>

<https://youtube.com/shorts/Xe8x4nHf1xc?si=bbodAzyJGCQa9FrN>

<https://youtu.be/1k5TuFTRWIQ?si=U8zkALr8FEOmh39Y>

