



VIKAS BHARATI PUBLIC SCHOOL
SESSION: 2026-2027
CLASS-III



*Summer time is bright and gay,
Full of fun in every way.
Sunny skies and days so long,
Filled with laughter, games, and song.*

Summer holidays can be an exciting time for parents and students alike! Here are some tips to make the most of this time:

Plan Ahead: Before the holidays begin, sit down as a family and discuss the activities each person would like to do during the break. This can help in creating a balanced schedule that includes both fun and productive activities.

Cultural Exploration: India is rich in culture and history. Use the summer holidays as an opportunity to visit museums, historical monuments, art galleries, and cultural events in your city or nearby areas. It's both educational and enjoyable for the whole family.

Creative Pursuits: Summer holidays are a perfect time for children to explore their creative interests. Encourage them to learn a new hobby or skill, whether it's painting, cooking, gardening, photography, or playing a musical instrument.

Family Bonding Time: As we have busy schedules during the school days, summer holidays offer a chance for families to spend quality time together. Plan movie nights, game nights, or simply enjoy a leisurely day at home cooking, crafting, or reading together.

This summer break, pause the routine and enjoy the happiness of being with your family.

Regards
Headmistress

Note: The school will reopen on Wednesday, 1 July 2026.

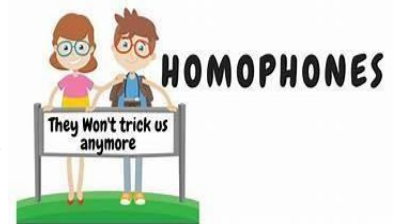


• A book is a dream that you hold in your hands. Read interesting storybooks during the summer vacation. Learn new words to build your vocabulary. Try to use at least 2-3 new words every day in your sentences and share them with your family or friends.


- Isn't it a pleasure to study and practice what you have learned? Revise all grammar topics covered in the class.
- Neat handwriting makes your work shine bright. Do 15 pages of cursive writing in **3-in-1 notebook** to improve your handwriting.

Note: The tasks given below- Projects 1 and 2 are to be done in the Project File. (They will be assessed in Periodic Test-1)

'We play a trick on your ears all day, We sound the same in every way. Different spellings, meanings too—Homophones is what we're called, it's true!'



Project-1 Draw and colour five pairs of homophones. Write the correct word neatly below each picture. Use bright colours, draw big, clear pictures and decorate your page with a nice border.



'Summer days are bright and long, filled with laughter, play and song. Trips and treats and skies so blue, happy holidays just for you.'

Project-2 Pack Your Magical Vacation Suitcase! Imagine you are going on a fun, magical vacation with your family.



Where are you going?

Are you visiting a beach, mountains, jungle or a fantasy land? You decide!

Your Mission:

Think about everything you would need and like to take along. Prepare a colourful packing list of 8–10 items you will take with you.

But wait... there's a twist! 😬

👉 Along with real things, like clothes 🧢👕, food 🍎🍪, story books 📖 you can also pack imaginary items, like a flying pillow, a never-ending chocolate box 🍫 etc.

Make your list creative!

- Draw small pictures next to each item.
- Give your list a fun title. (for example: "My Happy Holiday List")

हिंदी

प्यारे बच्चों! अपने ग्रीष्मकालीन अवकाश में समय का सदुपयोग करें।

👉 हफ्ते में तीन कहानियाँ पढ़ें तथा उनकी सीख का अपने जीवन में उपयोग करें। जैसे- झूठ न बोलना, ईमानदार होना, समय पर काम करना, बड़ों का आदर करना आदि।

नोट : शुद्ध उच्चारण के साथ पढ़ने का अभ्यास करें।



👉 हफ्ते में तीन नए शब्द सीखें तथा उन शब्दों को अपनी रोज़ की बोल-चाल में प्रयोग करें।

👉 हस्तलेखन बच्चों के लिए एक महत्वपूर्ण कौशल है। अच्छे हस्तलेखन की शुरुआत नियमित अभ्यास से होती है। इसलिए बच्चों! अपनी छुट्टियों के दौरान इस कौशल का नियमित अभ्यास करें। हिंदी हस्तलेखन का अभ्यास करने के लिए अपनी **3-in-1 कॉपी** में 15 पृष्ठ लिखें।




👉 कक्षा में करवाए गए सभी व्याकरण विषयों का अभ्यास करें।

नोट: निम्नलिखित दिए गए परियोजना कार्य-१ और २ को परियोजना पुस्तिका में कीजिए। (नियतकालिक परीक्षा-१ में दोनों परियोजना कार्यों का मूल्यांकन किया जाएगा।)

परियोजना कार्य -१

👉 पाठ 'फलों का दरबार' को पढ़कर आपने जाना कि फल प्रकृति का एक अनमोल उपहार हैं और हमारे भोजन का महत्वपूर्ण हिस्सा हैं।
क) अपनी परियोजना पुस्तिका में एक सुंदर, आकर्षक फलों की टोकरी का चित्र बनाइए व निम्नलिखित प्रश्नों के उत्तर लिखिए।

- 1) फल खाने से हमें कौन से दो पोषक तत्व मिलते हैं?
- 2) फल हमारे लिए क्यों महत्वपूर्ण हैं? (कोई दो लाभ लिखिए)



परियोजना कार्य -२

- 👉 1) संयुक्त व्यंजन, संयुक्त अक्षर और द्वित्व व्यंजन में अंतर बताते हुए एक-एक शब्द लिखिए व उसका चित्र बनाइए /चिपकाइए।
- 2) कोई दो व्यक्तियों के नाम भी लिखिए जिनमें संयुक्त व्यंजन या संयुक्त अक्षर या द्वित्व व्यंजन का प्रयोग हुआ है।





2, 4, 6, 8,
*Tables make us really great!
Learn them well and you will see,
Math is fun, for you and me!*



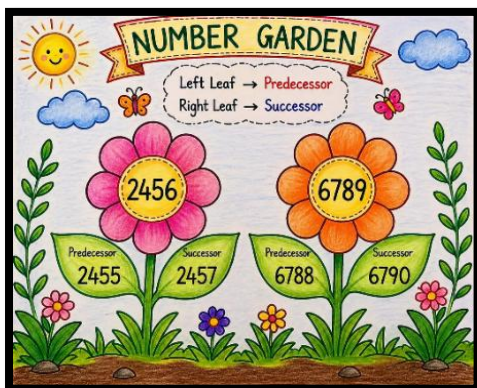
👉 Learn and write tables from 2 to 13 in a 3-in-1 notebook.

👉 Do 10 sums of 4 - digit addition (with regrouping) in 3-in-1 notebook.

**Note: The tasks given below- Projects 1 and 2 are to be done in the Project File.
(They will be assessed in Periodic Test-1)**

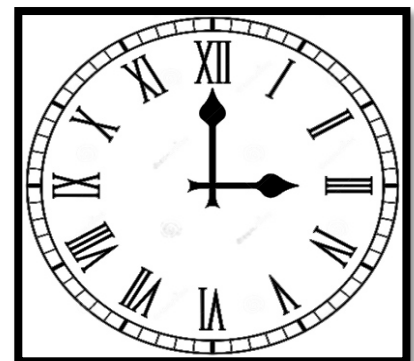
👉 We see numbers everywhere around us. Like we have friends before and after us in a line, numbers also have neighbours. These neighbours are called **predecessor** (before) and **successor** (after).

Project- 1: Successor and Predecessor (Number Garden Activity)



- Draw a beautiful garden scene with 2 flowers.
- Each flower will have one number in the centre.
- Draw two leaves for each flower:
- Left leaf → Predecessor
- Right leaf → Successor
- Write neatly and colour your garden to make it attractive.

👉 *Numbers can be written in a special way,
Roman numerals are here to stay!
I mean one, X means ten,
Let's learn them again and again!*



Project-2 : Roman Numerals

- Draw a big, round or square-shaped clock.
- Write the Roman numerals correctly from I to XII in the correct positions.
- Draw the hour and minute hands of the clock showing your favourite time of the day.
- Colour and decorate the clock neatly and creatively.

(The students should use the same 3-in-1 notebook for English, Hindi and Maths)



1) Learn and revise all the chapters done so far.

**Note: The tasks given below- Projects 1 and 2 are to be done in the Project File.
(They will be assessed in Periodic Test-1)**

PROJECT 1 HEALTHY FOOD- HEALTHY ME

Cut and paste one big picture of each food group (Energy Giving Food, Body Building Food, Protective Food) from old newspapers/magazines. Write a slogan on Healthy Food.

OR

Ask your grandparents/parents to teach you one simple, healthy recipe. Write the recipe name, main ingredients and their importance. Click the picture and then paste it. Write a few lines on why it is healthy.



PROJECT 2 PREPARE, PREVENT, PROTECT

Draw a big First Aid box. Inside it, paste the pictures of the things needed for first aid, like medicines etc., that should be kept in it.

OR

Paste one picture for each of the following-

- Safety on Road
- Safety at Home
- Safety in School
- Safety at the Swimming pool



- All about Art & Craft: Pg 9, 34, 17(Do it in Adore Art)
- Adore Art: Pg 2, 3 (Do it in Adore Art)

3. Bottle Craft (Class – III A, B, C)

Look at this video... 📺 <https://pin.it/5j7bbq85X>
Kindly make the craft according to the link given above.
The base colour of the bottle can be of your choice.



4. Diary craft with ice cream sticks (Class III D, E, F)

Look at this video... 📺
<https://www.facebook.com/share/r/1GRpRsKZhS/>
Kindly make the craft according to the link given above.
The base colour of the diary can be of your choice.

