

VIKAS BHARATI PUBLIC SCHOOL
SECTOR-24 ROHINI, DELHI
PH. NO.: 27052641, 27052642
(HOLIDAYS HOMEWORK FOR CLASS I)

NAME: _____ SEC: _____ ROLL NO.: _____

Dear Student



SUMMER VACATION IS HERE! ☀



LET'S SPREAD SOME CHEER,
CREATE JOYFUL MEMORIES,

AND HAVE FUN UNDER THE BRIGHT SUN.

The much-awaited summer vacation has finally arrived! It's time to wear our shades, hats, and caps, enjoy cool refreshing drinks, and relax. Breathe in the fresh morning air, practice yoga and light exercises, eat healthy, and refresh your mind and body.

Don't forget to click pictures of your favourite activities and write about your wonderful summer experiences.

Let us all come together to celebrate World Environment Day on Tuesday, 5th June 2026. Plan a cleanliness drive with your friends, keep your home and surroundings neat, care for plants, and plant new saplings to see them grow.

Enjoy your vacation while taking care of yourself, others, and the environment.

Incharge



Note:

Kindly find the Holiday Homework attached herewith. Students have to submit it on 3 July, 2026 (Friday).

❖ All students have to join on 1 July, 2026 (Wednesday)

Dear Parents,

Kindly note:-

❖ Students have to do all the writing work in 3 - in -1 notebook.

ENGLISH

Q1. Prepare well for Cycle-1 Test which is on July 14, 2026.



Eng MCB- L-2 Lucky, The Puppy

Eng Gr- L-1 Letters and Words, L-2 Naming Words, L-10 A/AN/ THE

Q2. Read the chapters done in the classroom daily and learn simple sentences to converse well in English.

Q3. Learn the poem “My First Day at School” for Recitation test.

Q4. Learn to read both the “Sight Words” sheets given for Reading test as both will be assessed.

Q5. Learn the lines given on “All About Me” for speaking skills assessment.

FUN PROJECTS

Q6. Project 1- My Home Noun Hunt

Details-

- Go on a fun “noun hunt” in your home! Look carefully around you and find different **naming words** (names of people, places, animals, or things). Take an A-4 size coloured sheet and draw five naming words which you’ve found around you.
- Also mention their names under the pictures.
- Make your project neat and colourful.

Q7. Project 2- Magic Snake Word Adventure!

🌀 Instructions for Little Explorers:

The magic snake wants to reach the treasure at the END!
Help the snake by filling each box with the correct word.

👉 Rule of the Game:

Start from the box marked START.

- Each new word must begin with the last letter of the previous word.
- Use small words (4–5 letters).
- Follow the path carefully till you reach the END.
- Make it colourful and creative.

📝 Example:

STAR → RAIN → NEST → TREE

(Take reference from the image given.)

Q8. 🖋️ “15 Days Handwriting Magic Practice!” ✨

📝 Instructions:

- You will practice **one sentence each day** for **15 days**.
- Write the given sentence **neatly and slowly** for the **entire page**.
- Focus on:
 - ✓ Proper letter formation
 - ✓ Correct spacing between words
 - ✓ Writing properly within the lines
- Use a **sharp pencil** and maintain **good posture** while writing.
- Do **not rush** — neat writing is more important than speed.



Sentences

Day 1- I speak kind words.

Day 2- I share my toys.

Day 3- I help my mother.

Day 4- I keep my place clean.

Day 5- I speak the truth.

Day 6- I say sorry when wrong.

Day 7- I say thank you always.

Day 8- I keep my shirt neat.

Day 9- I learn new ideas.

Day 10- I obey my teacher.

Day 11- I am a good child.

Day 12- I help my friend.

Day 13- I keep my house clean.

Day 14- I use kind voice.

Day 15- I am always happy.



Q9. Story Time- during your summer break, watch some interesting stories with the help of your parents by opening the links given below.

1. <https://youtu.be/KIpDxLICG1A>
2. <https://youtu.be/QUTYxwTsbIM?si=H00Z1Gaxgb5JgVCp>
3. <https://youtu.be/hgUnttJs1Vvk?si=79JCoRmJDUiGk0nN>
4. <https://youtu.be/3pmC0SRynFY?si=qPym8AbcfB6rG8-x>
5. <https://youtu.be/AjZBZFuos8Q?si=F-3VnBA3l07-L2ls>
6. https://youtu.be/FaoevMkMu1M?si=FI0v3D-k_9y4qJKe

VIKAS BHARATI PUBLIC SCHOOL

WORKSHEET- SIGHT WORDS-1

Subject- English

Class-1

An	Dog	The	Flat	Read
He	One	Away	From	Rest
In	Out	Blue	Home	Rude
Is	Put	Book	Kind	Song
Of	Red	Cake	Lion	That
To	Sad	Care	Look	Them
All	See	Cold	Lost	Tiny
And	She	Copy	Many	Told
Are	Sit	Date	Park	Warm
Day	Sun	Feel	Poem	Will



VIKAS BHARATI PUBLIC SCHOOL

WORKSHEET- SIGHT WORDS-2

Subject- English

Class-1

About	After	Been	Blue
Both	Busy	Clean	Could
Does	Done	Each	Early
Every	First	Found	Front
Give	Great	Kind	Know
Laugh	Many	Most	Once
Only	Place	Point	Right
Said	Small	Sound	Sure
Talk	There	Think	Upon
Very	Water	When	Young

हिंदी

1. चक्रीय परीक्षा -1 (2 जुलाई) को होगी I संपूर्ण पाठ्यक्रम की तैयारी करें ।

2. आ और इ की मात्रा की मात्रा वाले शब्दों का अभ्यास करें।

3. परिवेश हिंदी पाठमाला – पाठ 2 और 3 को ध्यानपूर्वक पढ़ें ।

मात्रा ज्ञान – पृष्ठ – 1 से 12 का अभ्यास करें ।

4. मेरा पसंदीदा फल और मेरा पसंदीदा खिलौना की पंक्तियाँ याद कीजिए।

5. अपने माता-पिता के साथ घर में ऐसी 5 चीज़ें ढूँढिए जिनमें – आ की मात्रा, इ की मात्रा

हो। उनके नाम 3 इन 1 कॉपी में लिखकर उनके चित्र बनाइए।

6. हिंदी में अपना नाम लिखना सीखिए।

7. दस अच्छे शब्दों की सूची बनाकर उनका दैनिक जीवन में प्रयोग करें। जैसे: धन्यवाद, कृपया, जी हाँ, जी नहीं आदि ।

8. किसी एक मात्रा के 3 शब्द चुनकर ए – 4 रंगीन कागज पर शब्द फ्लैशकार्ड बनाइए जैसे- गिटार, गिरगिट, साइकिल।

9. हिंदी कविता (काला बादल आया) याद कीजिए।♪

10. अगले 15 दिनों तक प्रतिदिन एक वाक्य को अपनी लिखावट निखारने का माध्यम बनाइए और उसे पूरे पृष्ठ पर अत्यंत स्वच्छ, स्पष्ट तथा संतुलित गति से लिखिए – ताकि हर अक्षर आपकी मेहनत और सुंदरता का परिचय दे।

1. नितिन दादा संग बाज़ार जा ।

2. रिया कक्षा में चित्र बनाकर दिखा ।

3. आसमान में काला बादल छाया ।

4. गिलहरी अनाज पाकर बिल में गई ।

5. कविता इधर आकर सितार बजा ।

6. सरिता मिठाई खाकर बाहर मत जा ।



7. तालाब साफ़ कर, काला बगुला पकड़ ।
8. कमला आसमान में कागज़ का जहाज़ उड़ा ।
9. कल शनिवार का दिन था ।
10. रवि आज का अखबार पढ़ ।
11. सिया माला का जाप कर ।
12. बालक टमाटर काट कर खा ।
13. काका गिलास मत गिरा ।
14. आरव सामान का पिटारा ला ।
15. राधा इधर आकर पढ़ ।



11. नीचे दिए गए लिंक से कहानियाँ देखें और अपने माताजी- पिताजी को बताइए कि आपको कौन-सी कहानी सबसे अधिक पसंद आई और क्यों? दी गई कहानियों के लिंक खोलें और देखें

1. नैतिक कहानियाँ- <https://www.youtube.com/watch?v=KSGbM4tMn3Y>
2. मेहनती चींटी और आलसी टिट्टु- <https://www.youtube.com/watch?v=g184laZneFE>
3. कोयल का बड़ा अंडा (सीख-भरी कहानी) - <https://www.youtube.com/watch?v=GBeAqvQSRXI>
4. खाने की कीमत - <https://youtu.be/3xmT-F46kWU?si=mtXNbpPeUJoZCm7b>
5. स्कूल का होमवर्क - <https://youtube.com/watch?v=6TDTzNyF2As&feature=shared>
6. जोसफ की सीख - <https://youtu.be/DTLSe1ljYsM?si=ImWEvEL4lq8iOP12>

MATHEMATICS

Let's practice concepts in 3 – in 1 notebook.

1. Counting 1-50
2. Backward counting 50-1 (2 Times)
3. What comes Before / After / Between (Any 10)
4. Put the sign of $<$ / $>$ / $=$ (Any 10)
5. Learn and write the spellings of Number Names (1 to 20) (2 Times)

6. Ascending Order and Descending Order (10 Each)

7. Addition sums (2 digit with 1 digit and 2 digit with 2 digit) (10 Each)

❖ Let's Be Creative-

8. Draw a beautiful scenery / a robot on A-4 size sheet (any colour) using different shapes. You can use different coloured sheets and decorative material to beautify. (Please do according to your roll numbers. Refer the pictures below)

ROLL NO. -1 TO 15 (PICTURE -1)


ROLL NO. -16 TO 30 (PICTURE -2)

ROLL NO. -31 TO 42 (PICTURE -3)


PICTURE-1



PICTURE-2



PICTURE-3



OR



Roll an A-4 size sheet (any colour) and create a pencil stand for yourself. Use a circle to make the base of the pencil stand.

(Use the ideas given on the right)

❖ Maths and Nature Fusion-

9. Go for a nature walk with your parents / grandparents, collect fallen leaves and flowers (Do not pluck them). Make Bandhanwar / Head band, click the pictures and paste them on A-4 size sheet.

❖ Maths Around the House-

10. Paste the pictures of any five things on an A-4 size sheet which you bought in the month of April. Also, write their cost in an ascending order.



11. Make a Piggy Bank using the box of empty talcum powder / cardboard Pastel sheet. Decorate it with the things you want to save money for- (like specific toy / bicycle or a book) (You can use stickers / pictures for the same).



NOTE- Prepare well for Mathematics Cycle Test -1 Internal Assessment (M.M + LAS) on 7.07.2026 (Tuesday) and Main Exam on 9.07.2026 (Thursday).

ART & CRAFT

My Drawing Style : Pg 20 and 32

Adore Art : Pg 6 and 7 (Do in Adore Art)



ENVIRONMENTAL STUDIES

a. Waste to Wonder (Craft Activity)


Prepare any one of the given activities with the help of your parents.

- ✚ Fun with bottle caps: Plant craft making
- ✚ Bird feeder using a tetra pack
- ✚ Welcome sign board using ice cream sticks
- ✚ Photo frame using cardboard and pompoms



b. Good Food, Good Health: Fruits and Vegetables craft

Make 3 fruits and 3 vegetables creatively using different kinds of material and paste each one of them on a 10 cm x 10 cm sheet and label it. (Fruits and Vegetables should be in 3D form)



c. Jump, Roar, Love Animals! : Animal Crown Making

Pick any animal you like and prepare an animal crown which you can wear. Keep your work neat and colourful. Take help from your parents.



d. “Yoga makes you harmonious with nature and teaches you to be joyfully curious about your inner world.”

Take a print out of the picture given below and colour it neatly. Remember to stay inside the lines. 😊

Name: _____

Class & Sec: _____

I ♥ YOGA

