

VIKAS BHARATI PUBLIC SCHOOL
SECTOR-24 ROHINI, DELHI-110085
PH. NO.: 27052641, 27052642
SESSION 2025-26
(HOLIDAY HOMEWORK FOR CLASS I)

Dear Student



**Summer Vacation is here
Let's add some cheer
Make some memories
& have fun under the sun.**



The much-awaited Summer Vacation is finally here. Let's put on our shades, hats and caps along with a cool refreshing summer drink and get ready to relax. Breathe in the fresh early morning breeze, take up some yoga and exercises, have good food and rejuvenate ourselves.

Do not forget to click pictures of your favourite pastimes and pen down the lovely experiences of summer vacation.

Let us all join together to celebrate the World Environment Day on Thursday, 5 June 2025. Organize a cleanliness drive with your friends to clean up home and surroundings. Take care of plants. Plant some saplings and watch them grow.

Enjoy taking care of each other and surroundings.



Incharge

Note- Kindly find the Holiday Homework attached herewith. Students have to submit it on 4 July 2025 (Friday).

- **Summer Vacation – Saturday, 17 May 2025 to Monday, 30 June 2025**
- **Last Working Day – Friday, 16 May 2025**
- **School reopens on – Tuesday, 1 July 2025**



IMPORTANT NOTE:

Kindly maintain one (3-in-1) notebook for English, Hindi handwriting work and Mathematics practice work. (One notebook for all the subjects)




ENGLISH

1. “Neat letters are like happy little steps—one by one, they make your words shine!”

Dear Children,

Let’s have fun with writing! Write one sentence on each page. Overall, you will write 15 pages. This is to be done in 3 in 1 notebook. Try your best to write neatly!

- 1. Always speak the truth.**
- 2. Follow safety rules everywhere.**
- 3. Be kind to everyone.**
- 4. Love all living beings.**
- 5. Throw waste in the dustbin.**
- 6. Wait patiently for your turn.**
- 7. Practice good hygiene.**
- 8. Help with a happy heart.**
- 9. Be honest in your words.**
- 10. Forgive others and be friendly.**
- 11. Protect our planet for future.**
- 12. Flowers make the world pretty.**
- 13. I am proud to be Indian.**
- 14. We should plant more trees.**
- 15. God is kind and loving.**



2. “Dad – my hero, my guide, my smile!”

Father's Day is observed on the third Sunday of June. It honours all fathers, grandfathers and father figures for their contribution. So, on this Father's Day- Pamper your Dad! Make him feel special in every way.



Surprise him by awarding him a certificate for being the **BEST DAD IN THE WORLD**.
This is a sample certificate. You can design similar on an A4 sheet using your own creativity



- Prepare a mouth-watering recipe which might become his all-time favourite.

An example of one such recipe is given below:-

RECIPE TIME

"Banana Split Ice Cream" with your mother's help.

Ingredients:

- 1 scoop of vanilla ice cream
- 1 scoop of strawberry ice cream
- 1 scoop of chocolate ice cream
- 1 banana
- some nuts
- chocolate syrup



Method:

- Wear your chef's cap and apron.
- Cut a banana in two parts and lay it in the dish.
- Put scoops of vanilla, strawberry and chocolate ice cream served in a row between the split bananas.
- Garnish it with crushed nuts and chocolate syrup.
- Enjoy your banana treat!

3. Noun Hunt at Home! –

Let's go on a fun Noun Hunt around your home!

Look around and find naming words- persons, places, animals and things.

Now let's get creative!




Take an A3 sheet and do the following fun activity:

 Paste or draw pictures of:

- 2 persons
- 2 places
- 2 animals
- 2 things

 Label each picture clearly with its name
(e.g., mother, bedroom, dog, ball).

 Decorate your sheet neatly and make
it colourful!

NOUN HUNT
(NAMING WORDS)

<u>PERSONS</u>	<u>PLACES</u>
<u>ANIMALS</u>	<u>THINGS</u>

4.  "Sight words are little stars that help us read far!" 
Read the given words every day.



do	has	have	then	first
go	had	help	them	there
no	are	look	live	these
on	can	many	once	three
up	cut	over	from	write
so	put	will	find	words
to	new	like	take	place
we	may	some	part	right
of	for	stop	time	again
is	did	walk	very	after
it	too	come	with	before
as	use	only	work	house
an	was	were	hold	where
me	who	when	draw	round
we	you	what	down	think
he	ask	good	sing	every
she	run	here	each	going
his	eat	make	from	thank
him	try	made	into	their
her	old	much	long	about

5. Revise all the lessons (MCB + Grammar) done so far. Prepare for the Cycle Test-1 on 3 July 2025.

Revise the concept of A/An (for Cycle 1 Project)

Learn the poem - Our Classroom (Lesson 3) (for Recitation Skill Assessment)

Practice reading - Lesson 1- My Brother and Me (for Reading Skill Assessment)

6. "Reading is like flying with your imagination!"

Dear Children

Try reading interesting stories during summer holidays. You can read with your parents or even with your friends. Look at the pictures, say the words out loud, and have fun!

Here are some links:



<https://www.youtube.com/watch?v=LDMWJCrDVMI> (Little Red Riding Hood)

<https://www.youtube.com/watch?v=gFANz6Rt1MU> (Hansel and Gretel)

<https://www.youtube.com/watch?v=OSWLxj4kTKA&t=73s> (The Ugly Duckling)

<https://www.youtube.com/watch?v=Rr0CqulMfXs> (Goldilocks and the Three Bears)

https://www.youtube.com/watch?v=jOo_UHUv4So (Moral Stories)

<https://www.youtube.com/watch?v=gjfJcgHdeUQ> (English Short Stories)

Happy reading, little stars!

हिंदी

- 1) हिंदी में अपना नाम लिखना सीखिए।
- 2) "आ" और "इ" की मात्रा का अभ्यास करें।
पंखुड़ी – पाठ 1 और 2 का अभ्यास करें।
मात्रा ज्ञान – पृष्ठ 1 से 12 का अभ्यास करें।
- 3) "मेरा परिचय" पर 6 पंक्तियाँ याद करें।
- 4) चक्रीय परीक्षा-1 (15 जुलाई को होगी) — संपूर्ण पाठ्यक्रम की तैयारी करें।

5) 3-इन-1 कॉपी में 15 सुलेख लिखिए:

1. आम वाला आम लाया।
2. मामा गाजर का हलवा लाया।
3. वाटिका तक चला।
4. कविता सितार बजा।
5. कमला गमला उठा।
6. डाकिया लिफाफा लाया।
7. निधि चाय बनाकर पिला।
8. आज का अखबार पढ़।
9. रवि उठ दिन निकल आया।
10. राम सितार बजाकर खाना खा।
11. विमल साइकिल चला।
12. राधा गाय का चारा ला।
13. विपिन पिकनिक पर चला गया।
14. आज रविवार का दिन था।
15. अमित किशमिश लाकर खा।

6) इन छुट्टियों में अपनी माताजी के साथ बाज़ार जाएँ और वहाँ पर "आ" और "इ" की मात्रा वाले शब्दों से फलों और सब्जियों को देखें और उनके नाम लिखें व उनके चित्र चिपकाएँ।

(A4 रंगीन कागज़ पर करें)

7) अपने अनुक्रमांक के अनुसार दी गई मात्रा से संबंधित 3 शब्दों के फ्लैशकार्ड्स (Flashcards) बनाएँ:



5cm

10cm

आकार: 10 cm x 5 cm

- अनुक्रमांक 1 से 3 — आ की मात्रा
- अनुक्रमांक 4 से 6 — इ की मात्रा
- अनुक्रमांक 7 से 9 — ई की मात्रा
- अनुक्रमांक 10 से 12 — उ की मात्रा
- अनुक्रमांक 13 से 15 — ऊ की मात्रा
- अनुक्रमांक 16 से 20 — ए की मात्रा
- अनुक्रमांक 21 से 25 — ऐ की मात्रा
- अनुक्रमांक 26 से 30 — ओ की मात्रा
- अनुक्रमांक 31 से 35 — औ की मात्रा
- अनुक्रमांक 36 से 40 — अं की मात्रा


8) दिए गए लिंक को देखें और पढ़ें:

1. मेहनती चींटी और आलसी चूहा — <https://www.youtube.com/watch?v=e12bOw3M5Jc>
2. टीवी की सच्चाई — https://www.youtube.com/watch?v=GqsaSD_0MKc
3. समय का सदुपयोग — <https://www.youtube.com/watch?v=nFYIN5Fayvs>
4. सच्चे झूठे मित्र — https://www.youtube.com/watch?v=2_t38oktRig
5. पाठशाला — <https://www.youtube.com/watch?v=LVprvdEIWIA>
6. भोला उल्लू — <https://www.youtube.com/watch?v=ff7HcT-gAMk>

MATHEMATICS


Let's practice the following concepts in 3 in 1 notebook.

1. Back counting 50 to 1 (2 times)
2. Counting 1 to 100
3. What comes Before / After / Between (any 10)
4. Number names 1 to 20 (2 times)
5. Ascending and descending order (10 each)
6. Put the sign $>$ / $<$ / $=$ (any 10)
7. Learn the spellings of Number names (1 to 20) and Ordinal numbers(1 to 10)
8. Make a caterpillar cut-out of ordinal numbers from (1 to 10) on green A-4 sized sheet.



Or

Make a cut-out of train of number names from 11 to 20 on any coloured A-4 sized neon sheet.



9. Make any 1 creative wall hanging using origami sheets or A-4 size coloured sheets.

You can use different kinds of shapes .

[https://youtu.be/ bP08W8sA3M?si=uuNPcNGERR6AJbfw](https://youtu.be/bP08W8sA3M?si=uuNPcNGERR6AJbfw)

<https://youtu.be/F5bNCUNMt1U?si=ezFWVNOiAQJu7XJP>



10. Make any 1 bookmark of your choice. (using any 1 shape)

You can use your creativity also.



Note – Kindly prepare your ward for Mathematics Cycle Test -1 Internal Assessment (M.M +LAS) on 8.07.2025 (Tuesday) and Main Exam on 10.07.2025 (Thursday).

ART & CRAFT

- My Drawing Style : Pg 20 & 32
- Adore Art : Pg 6 & 7 (do in Adore Art)



ENVIRONMENTAL STUDIES

1. Save Earth - Reduce, Reuse, Recycle (Craft Activity) Make a small craft using waste materials.

- A pen stands from an old can **Roll No.1 to 10**
- A gift bag using paper **Roll No.11 to 20**
- A flower vase from a used bottle **Roll No.21 to 30**
- Bird Wall Hanging with ice-cream sticks **Roll No.31 to 40**



2. Animals - Our best friends

Make four beautiful animal stick puppets (one puppet of each category of animals)


Examples:-

Cow, Hen, Goat (**Farm**)

Tiger, Elephant, Monkey (**Wild**)

Fish, turtle, duck (**Water**)

Cat, dog, rabbit (**Pet**)



3. Healthy Treat - Fruits and Vegetables Basket

Draw and colour or paste 5 fruits and 5 vegetables to make an attractive and colourful fruit basket (to be pasted on A-4 coloured sheet)

Name them with the words showing positive emotions.
(like- kindness, happiness, caring etc)



4. “Let’s nurture the nature so that we can have a better future.” Colour and decorate the given sheet beautifully.

Note for Parents: Kindly assist your child with guidance and encouragement. Let them do the work creatively and independently as much as possible.

Go green and make our Earth a beautiful place to live.
HAPPY WORLD ENVIRONMENT DAY!

